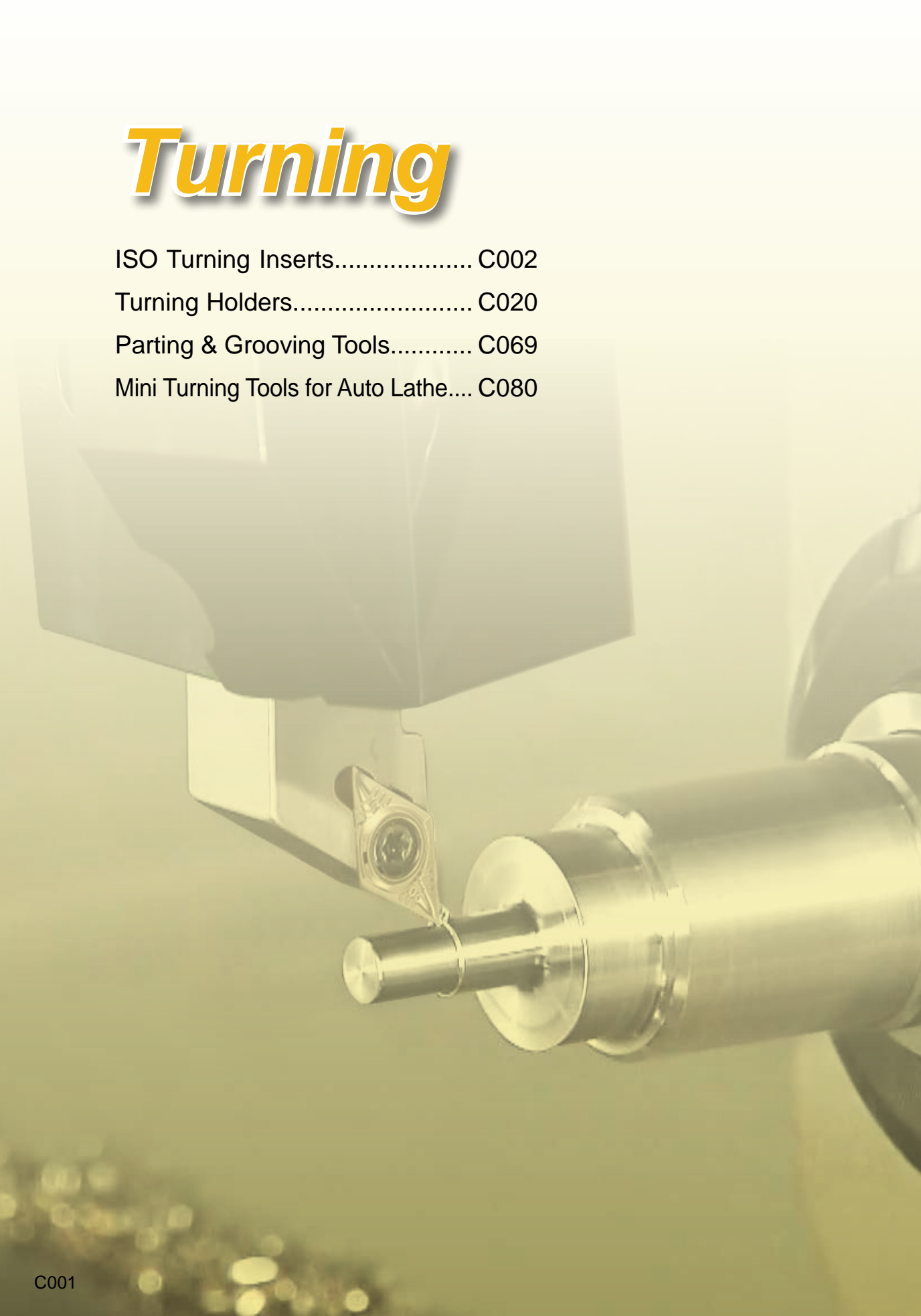


Turning

ISO Turning Inserts.....	C002
Turning Holders.....	C020
Parting & Grooving Tools.....	C069
Mini Turning Tools for Auto Lathe....	C080



INDEX

Insert grades.....C003

Insert chip breakers.....C004

ISO positive turning inserts

 CCGT, CCMT.....C006

 DCET, DCEW, DCGT, DCMT.....C007

 RCMT.....C008

 SCGT, SCMT.....C009

 TCGT, TCMT.....C010

 TPMH.....C011

 VBET, VBEW, VBGT, VBMT.....C012

 VCET, VCEW, VCGT.....C013

ISO negative turning inserts

 CNMG.....C014

 DNGX, DNMG.....C015

 SNMG.....C016

 TNMG.....C017

 VNMG.....C018

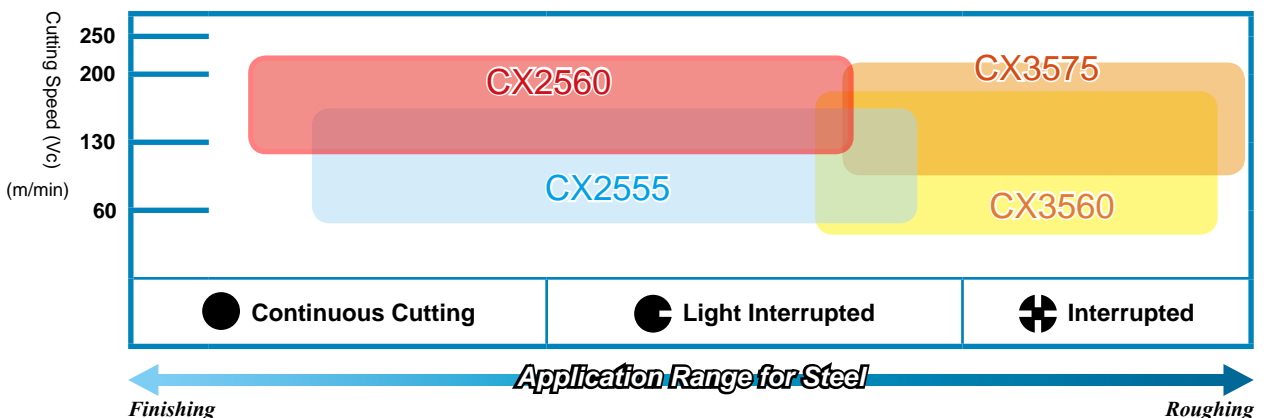
 WNMG.....C019



Turning Insert Grades

Turning Insert Grades

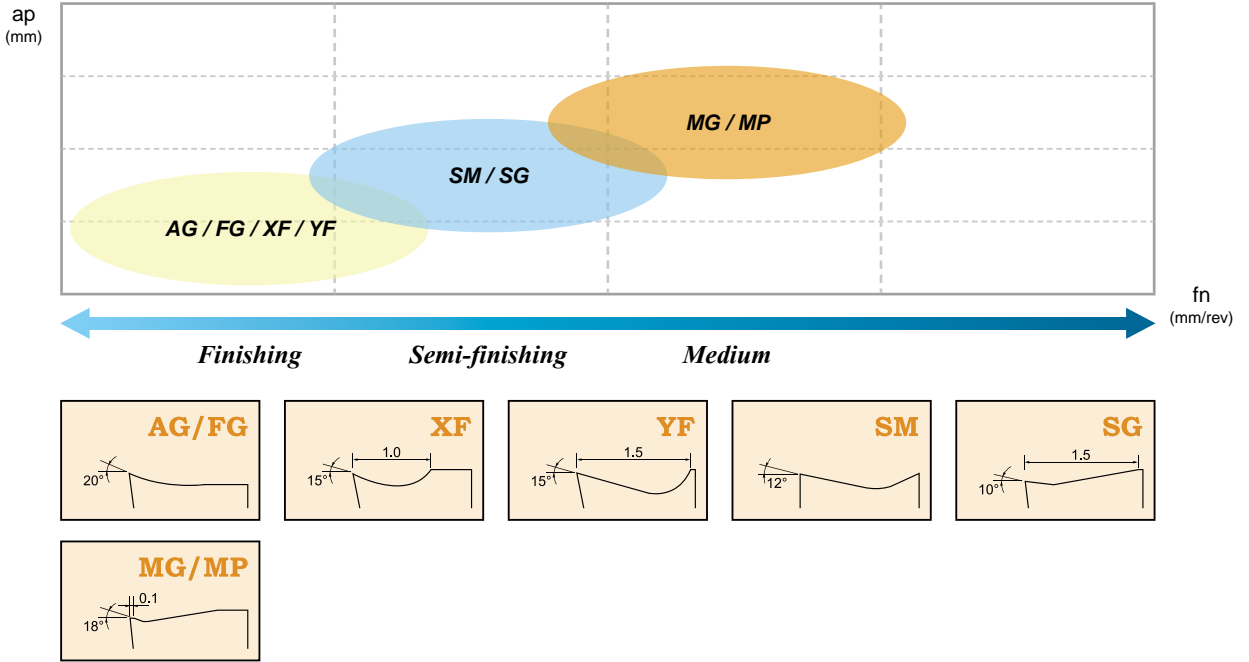
Grade Type	Coating Type	Substrate Classification	Application	Working Material						Industry Area
				P	M	K	N	S	H	
CX1060	PVD	K05 ~ K10	<ul style="list-style-type: none"> Continuous finishing cutting For finishing application 	●	●	●	○	○		<ul style="list-style-type: none"> Auto and machinery parts Aircraft parts
CX1555	PVD	K10 ~ K20	<ul style="list-style-type: none"> Continuous finishing cutting For finishing application 	●	●	●	○	●	●	<ul style="list-style-type: none"> Auto and machinery parts Aircraft parts
CX2545	PVD	K20 ~ K30	<ul style="list-style-type: none"> Medium or light interrupted cutting For Stainless steel & High temperature alloy 	○	●			●	○	<ul style="list-style-type: none"> Auto and machinery parts Aircraft parts
CX2560 (CX2555)	PVD	K20 ~ K30	<ul style="list-style-type: none"> Medium or light interrupted cutting For Carbon steel 	●	○	○		○	○	<ul style="list-style-type: none"> Carbon steel parts manufacturing
CX3560	PVD	K30 ~ K40	<ul style="list-style-type: none"> Roughing or interrupted cutting For Carbon steel 	●	○	○		○	○	<ul style="list-style-type: none"> Steel parts manufacturing
CX3575	CVD	K30 ~ K40	<ul style="list-style-type: none"> Roughing or interrupted cutting For Alloy steel, Cast iron and Hardened steel 	●	○	●		○	●	<ul style="list-style-type: none"> Auto and machinery parts Mold & die
CX1010	CVD	K05 ~ K10	<ul style="list-style-type: none"> Finishing and medium cutting For Aluminum alloy with Silicon 				●			<ul style="list-style-type: none"> Bike and auto parts Aluminium rim
CX10	Uncoated	K05 ~ K10	<ul style="list-style-type: none"> Finishing and medium cutting For Aluminum alloy 				●			<ul style="list-style-type: none"> Bike and auto parts Electronic parts



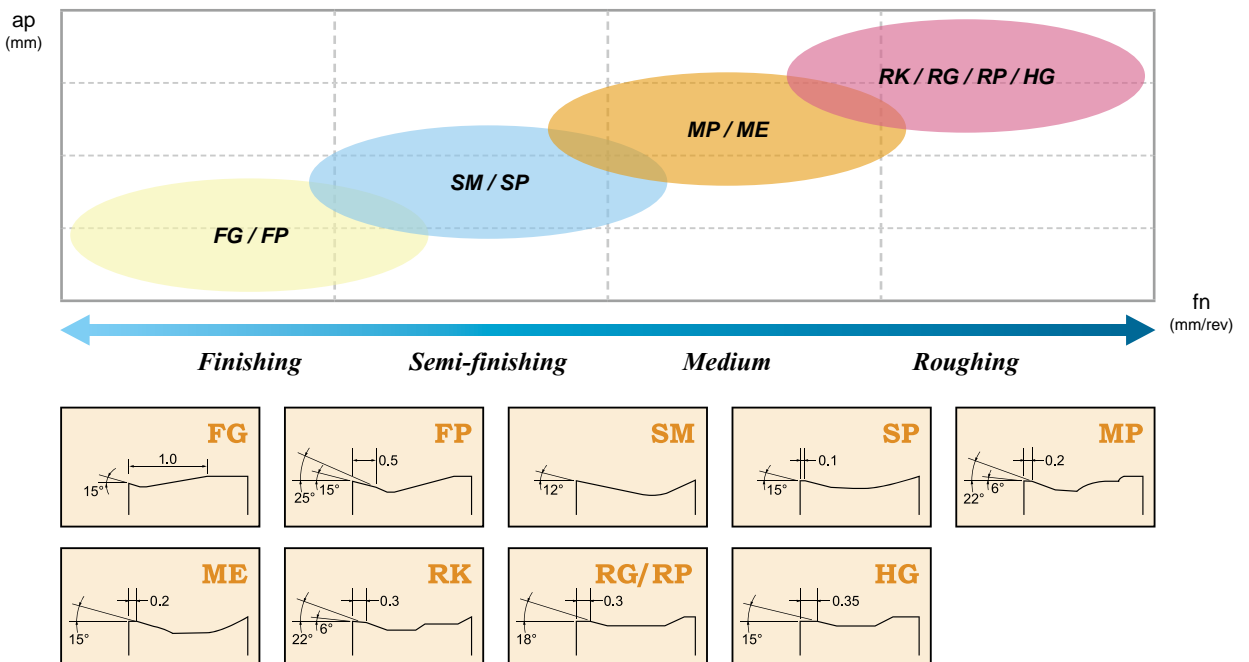
Turning Insert Chip Breakers

Turning Insert Chip Breakers

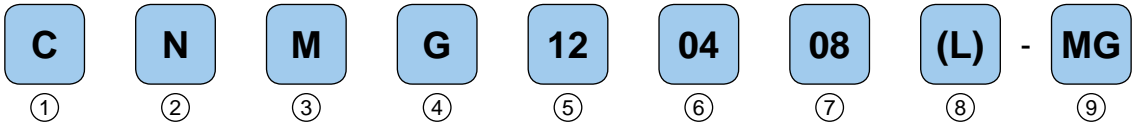
· Positive



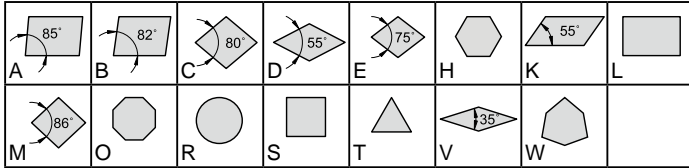
· Negative



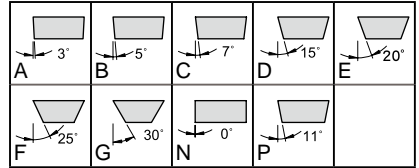
Designations For Turning Insert



1 Insert Shape



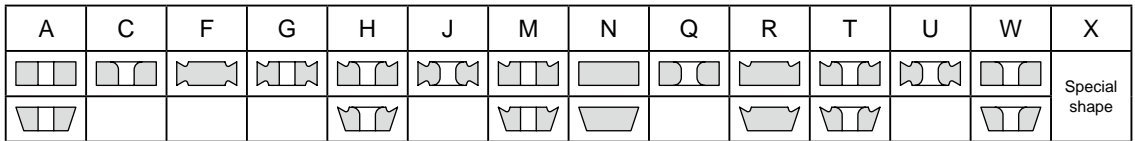
2 Relief Angle



3 Tolerance Class

Tolerance Class	Tolerance													
	A	F	C	H	E	G	J	K	L	M	N	U		
	d±	0.025	0.013	0.025	0.013	0.025	0.025	0.05-0.15	0.05-0.15	0.05-0.15	0.05-0.15	0.05-0.15	0.08-0.25	
m±	0.005	0.005	0.013	0.013	0.025	0.025	0.005	0.013	0.025	0.08-0.2	0.08-0.2	0.13-0.38		
s±	0.025	0.025	0.025	0.025	0.025	0.05-0.13	0.025	0.025	0.025	0.05-0.13	0.025	0.13		

4 Insert Features



5 Edge Length

Symbol	C	D	S	T	R	V	W	I.C.
	Metric							mm
03	04	03	06	03	-	02	3.97	
04	05	04	08	04	08	S3	4.76	
05	06	05	09	05	09	03	5.56	
-	-	-	-	06	-	-	6.00	
06	07	06	11	06	11	04	6.35	
08	09	07	13	07	13	05	7.94	
-	-	-	-	08	-	-	8.00	
09	11	09	16	09	16	06	9.525	
-	-	-	-	10	-	-	10.00	
11	13	11	19	11	19	07	11.11	
-	-	-	-	12	-	-	12.00	
12	15	12	22	12	22	08	12.70	
14	17	14	24	14	24	09	14.29	
16	19	15	27	15	27	10	15.875	
-	-	-	-	16	-	-	16.00	
17	21	17	30	17	30	11	17.46	
19	23	19	33	19	33	13	19.05	
-	-	-	-	20	-	-	20.00	
22	27	22	38	22	38	15	22.225	
-	-	-	-	25	-	-	25.00	
25	31	25	44	25	44	17	25.40	
32	38	31	54	31	54	21	31.75	
-	-	-	-	32	-	-	32.00	

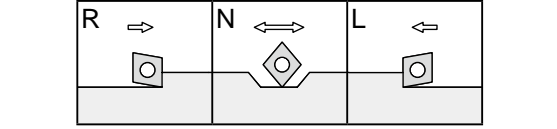
6 Thickness

Symbol	01	T1	02	03	T3	04	05	06	07	09
S(mm)	1.59	1.98	2.38	3.18	3.97	4.76	5.56	6.35	7.94	9.52

7 Corner Radius

Symbol	01	02	04	08	12	16	20	24	28	32
r(mm)	0.1	0.2	0.4	0.8	1.2	1.6	2.0	2.4	2.8	3.2

8 Cutting Direction



9 Chip Breaker Geometry

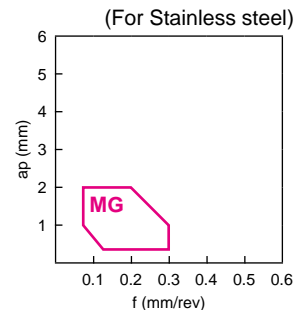
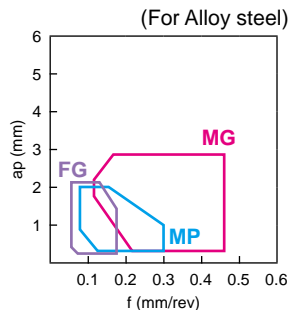
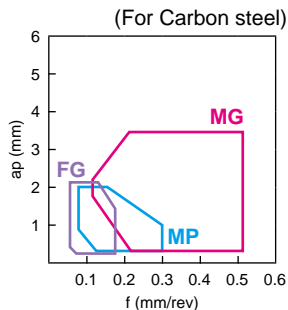
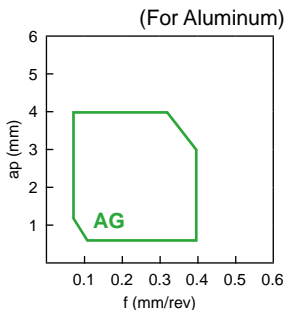
Positive Type	Negative Type
AG, XF, YF, FG, MG, MP	FG, FP, SM, SP, MP, ME, RK, RG, RP, HG

CC□□ - Positive Turning Inserts

Inserts	Designation	Grade No.						Dimensions (mm)					Drawing	Holder Page	
		CX1060	CX1555	CX2545	CX2555	CX2560	CX1010	CX10	d	l	S	r			h
	CCGT 060202-AG						✓	✓	6.35	6.4	2.38	0.2	2.8		C032 - C035 C057 - C059
	060204-AG						✓	✓	6.35	6.4	2.38	0.4	2.8		
	09T304-AG						✓	✓	9.53	9.7	3.97	0.4	4.4		
	09T308-AG						✓	✓	9.53	9.7	3.97	0.8	4.4		
	120404-AG						✓	✓	12.7	12.9	4.76	0.4	5.5		
	CCGT 060202-FG	✓							6.35	6.4	2.38	0.2	2.8		
	060204-FG	✓							6.35	6.4	2.38	0.4	2.8		
	09T304-FG	✓							9.53	9.7	3.97	0.4	4.4		
	09T308-FG	✓							9.53	9.7	3.97	0.8	4.4		
	120404-FG	✓							12.7	12.9	4.76	0.4	5.5		
	CCMT 060204-MP				✓	✓			6.35	6.4	2.38	0.4	2.8		
	09T304-MP				✓	✓			9.53	9.7	3.97	0.4	4.4		
	09T308-MP				✓	✓			9.53	9.7	3.97	0.8	4.4		
	CCMT 060204-MG			✓	✓	✓			6.35	6.4	2.38	0.4	2.8		
	09T304-MG			✓	✓	✓			9.53	9.7	3.97	0.4	4.4		
	09T308-MG			✓	✓	✓			9.53	9.7	3.97	0.8	4.4		
	120408-MG			✓	✓	✓			12.7	12.9	4.76	0.8	5.5		

Order No. = Item No. + Grade No.

Chip control range

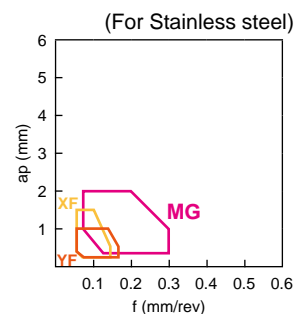
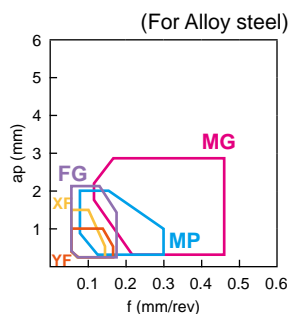
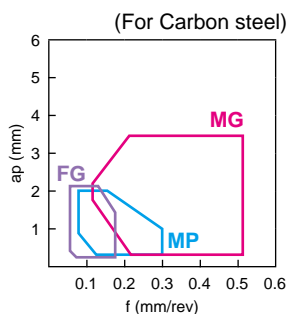
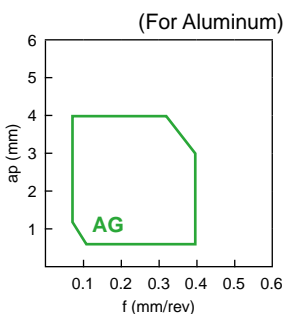


DC□□ - Positive Turning Inserts


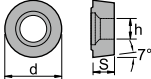
Inserts	Designation	Grade No.						Dimensions (mm)					Drawing	Holder Page	
		CX1060	CX1555	CX2545	CX2555	CX2560	CX1010	CX10	d	l	S	r			h
	DCET 11T301R-XF		✓						9.53	11.6	3.97	0.1	4.4		
	11T302R-XF		✓						9.53	11.6	3.97	0.2	4.4		
	11T304R-XF		✓						9.53	11.6	3.97	0.4	4.4		
	DCET 11T301L-XF		✓						9.53	11.6	3.97	0.1	4.4		
	11T302L-XF		✓						9.53	11.6	3.97	0.2	4.4		
	11T304L-XF		✓						9.53	11.6	3.97	0.4	4.4		
	DCET 11T301R-YF		✓						9.53	11.6	3.97	0.1	4.4		
	11T302R-YF		✓						9.53	11.6	3.97	0.2	4.4		
	11T304R-YF		✓						9.53	11.6	3.97	0.4	4.4		
	DCET 11T301L-YF		✓						9.53	11.6	3.97	0.1	4.4		
	11T302L-YF		✓						9.53	11.6	3.97	0.2	4.4		
	11T304L-YF		✓						9.53	11.6	3.97	0.4	4.4		
	DCEW 11T301		✓						9.53	11.6	3.97	0.1	4.4		
	11T302		✓						9.53	11.6	3.97	0.2	4.4		
	11T304		✓						9.53	11.6	3.97	0.4	4.4		
	DCGT 070202-AG						✓	✓	6.35	7.75	2.38	0.2	2.8		
	070204-AG						✓	✓	6.35	7.75	2.38	0.4	2.8		
	11T302-AG						✓	✓	9.53	11.6	3.97	0.2	4.4		
	11T304-AG						✓	✓	9.53	11.6	3.97	0.4	4.4		
	11T308-AG						✓	✓	9.53	11.6	3.97	0.8	4.4		
	DCGT 070202-FG	✓							6.35	7.75	2.38	0.2	2.8		
	070204-FG	✓							6.35	7.75	2.38	0.4	2.8		
	11T302-FG	✓							9.53	11.6	3.97	0.2	4.4		
	11T304-FG	✓							9.53	11.6	3.97	0.4	4.4		
	11T308-FG	✓							9.53	11.6	3.97	0.8	4.4		
	DCMT 11T304-MP				✓	✓			9.53	11.6	3.97	0.4	4.4		
	11T308-MP				✓	✓			9.53	11.6	3.97	0.8	4.4		
	DCMT 070204-MG			✓	✓	✓			6.35	7.75	2.38	0.4	2.8		
	11T304-MG			✓	✓	✓			9.53	11.6	3.97	0.4	4.4		
	11T308-MG			✓	✓	✓			9.53	11.6	3.97	0.8	4.4		

Order No. = Item No. + Grade No.

Chip control range



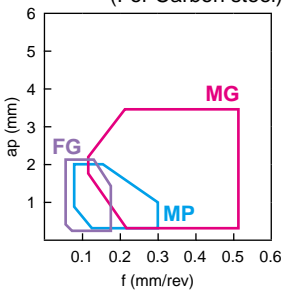
RC□□ - Positive Turning Inserts

Inserts	Designation	Grade No.						Dimensions (mm)					Drawing	Holder Page	
		CX1060	CX1555	CX2545	CX2555	CX2560	CX1010	CX10	d	l	S	r			h
	RCMT 1204MO-FG					✓			12	-	3.97	-	4.2		

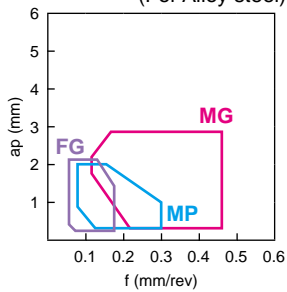
Order No. = Item No. + Grade No.

Chip control range

(For Carbon steel)



(For Alloy steel)

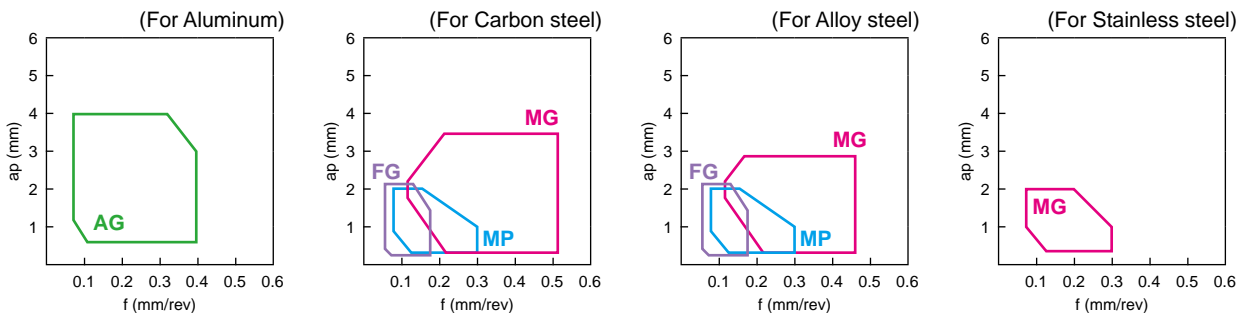


SC□□ - Positive Turning Inserts

Inserts	Designation	Grade No.						Dimensions (mm)					Drawing	Holder Page	
		CX1060	CX1555	CX2545	CX2555	CX2560	CX1010	CX10	d	l	S	r			h
	SCGT 09T304-AG						✓	✓	9.53	9.53	3.97	0.4	4.4		C062 - C064
	09T308-AG						✓	✓	9.53	9.53	3.97	0.8	4.4		
	SCGT 09T304-FG	✓							9.53	9.53	3.97	0.4	4.4		
	09T308-FG	✓							9.53	9.53	3.97	0.8	4.4		
	SCMT 09T304-SM					✓			9.53	9.53	3.97	0.4	4.4		
	SCMT 09T304-MP				✓	✓			9.53	9.53	3.97	0.4	4.4		
	SCMT 09T304-MG			✓	✓	✓			9.53	9.53	3.97	0.4	4.4		
	09T308-MG			✓	✓	✓			9.53	9.53	3.97	0.8	4.4		

Order No. = Item No. + Grade No.

Chip control range

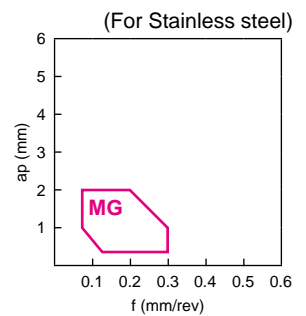
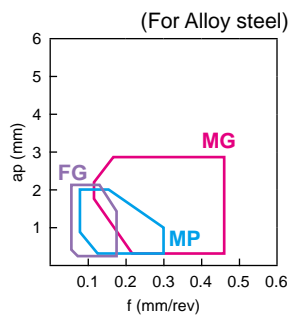
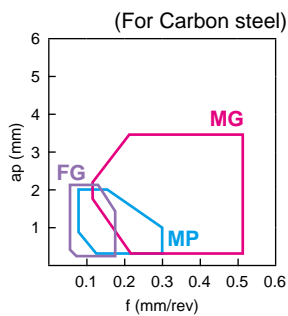
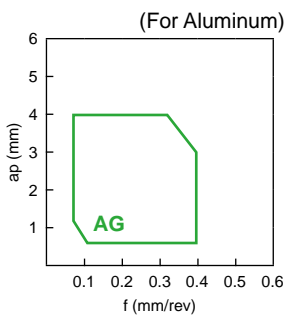


TC□□ - Positive Turning Inserts

Inserts	Designation	Grade No.						Dimensions (mm)					Drawing	Holder Page	
		CX1060	CX1555	CX2545	CX2555	CX2560	CX1010	CX10	d	l	S	r			h
	TCGT 090204-AG						✓	✓	5.56	9.6	2.38	0.4	2.5		C041 - C043 C065 - C066
	110204-AG						✓	✓	6.35	11.0	2.38	0.4	2.8		
	16T304-AG						✓	✓	9.53	16.5	3.97	0.4	4.4		
	16T308-AG						✓	✓	9.53	16.5	3.97	0.8	4.4		
	TCGT 090204-FG	✓							5.56	9.6	2.38	0.4	2.5		
	110204-FG	✓							6.35	11.0	2.38	0.4	2.8		
	16T304-FG	✓							9.53	16.5	3.97	0.4	4.4		
	16T308-FG	✓							9.53	16.5	3.97	0.8	4.4		
	TCMT 110204-MP				✓	✓			6.35	11.0	2.38	0.4	2.8		
	TCMT 110204-MG			✓	✓	✓			6.35	11.0	2.38	0.4	2.8		
	16T304-MG			✓	✓	✓			9.53	16.5	3.97	0.4	4.4		
	16T308-MG			✓	✓	✓			9.53	16.5	3.97	0.8	4.4		

Order No. = Item No. + Grade No.

Chip control range



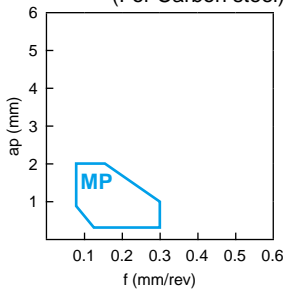
TP□□ - Positive Turning Inserts

Inserts	Designation	Grade No.						Dimensions (mm)					Drawing	Holder Page	
		CX1060	CX1555	CX2545	CX2555	CX2560	CX1010	CX10	d	l	S	r			h
	TPMH 160304-MP				✓	✓			9.53	16.5	3.18	0.4	4.4		C042

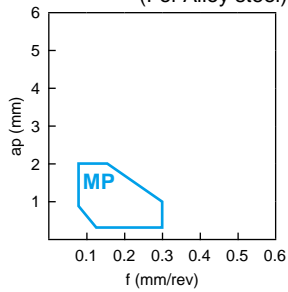
Order No. = Item No. + Grade No.

Chip control range

(For Carbon steel)



(For Alloy steel)

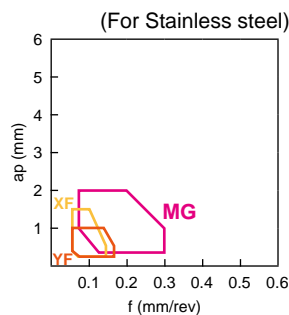
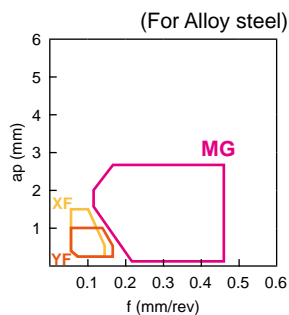
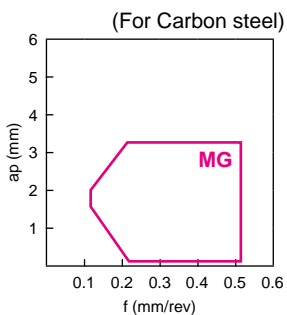


VB □□ - Positive Turning Inserts

Inserts	Designation	Grade No.						Dimensions (mm)					Drawing	Holder Page	
		CX1060	CX1555	CX2545	CX2555	CX2560	CX1010	CX10	d	l	S	r			h
	VBET 110301R-XF		✓						11.1	6.35	3.18	0.1	2.8		C044 - C047 C067 - C068
	110302R-XF		✓						11.1	6.35	3.18	0.2	2.8		
	110304R-XF		✓						11.1	6.35	3.18	0.4	2.8		
	VBET 110301L-XF		✓						11.1	6.35	3.18	0.1	2.8		
	110302L-XF		✓						11.1	6.35	3.18	0.2	2.8		
	110304L-XF		✓						11.1	6.35	3.18	0.4	2.8		
	VBET 110301R-YF		✓						11.1	6.35	3.18	0.1	2.8		
	110302R-YF		✓						11.1	6.35	3.18	0.2	2.8		
	110304R-YF		✓						11.1	6.35	3.18	0.4	2.8		
	VBET 110301L-YF		✓						11.1	6.35	3.18	0.1	2.8		
	110302L-YF		✓						11.1	6.35	3.18	0.2	2.8		
	110304L-YF		✓						11.1	6.35	3.18	0.4	2.8		
	VBEW 110301		✓						11.1	6.35	3.18	0.1	2.8		
	110302		✓						11.1	6.35	3.18	0.2	2.8		
	110304		✓						11.1	6.35	3.18	0.4	2.8		
	VBMT 160404-MG			✓	✓	✓			9.53	16.6	4.76	0.4	4.4		
	160408-MG			✓	✓	✓			9.53	16.6	4.76	0.8	4.4		

Order No. = Item No. + Grade No.

Chip control range



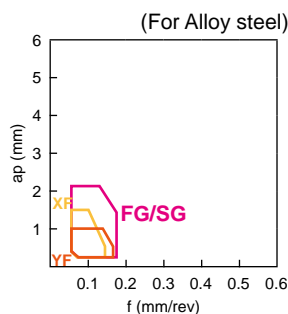
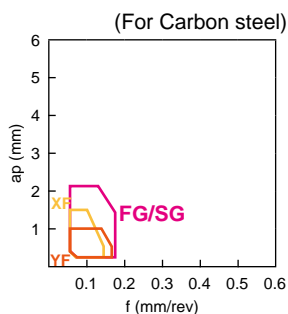
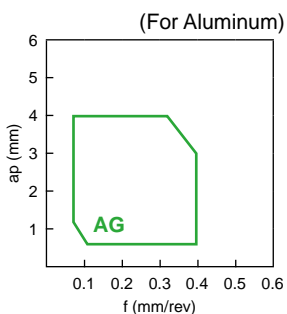
VC □□ - Positive Turning Inserts

Inserts	Designation	Grade No.						Dimensions (mm)					Drawing	Holder Page	
		CX1060	CX1555	CX2545	CX2555	CX2560	CX1010	CX10	d	l	S	r			h
	VCET 110301R-XF		✓						11.1	6.35	3.18	0.1	2.8		
	110302R-XF		✓						11.1	6.35	3.18	0.2	2.8		
	110304R-XF		✓						11.1	6.35	3.18	0.4	2.8		
	VCET 110301L-XF		✓						11.1	6.35	3.18	0.1	2.8		
	110302L-XF		✓						11.1	6.35	3.18	0.2	2.8		
	110304L-XF		✓						11.1	6.35	3.18	0.4	2.8		
	VCET 110301R-YF		✓						11.1	6.35	3.18	0.1	2.8		
	110302R-YF		✓						11.1	6.35	3.18	0.2	2.8		
	110304R-YF		✓						11.1	6.35	3.18	0.4	2.8		
	VCET 110301L-YF		✓						11.1	6.35	3.18	0.1	2.8		
	110302L-YF		✓						11.1	6.35	3.18	0.2	2.8		
	110304L-YF		✓						11.1	6.35	3.18	0.4	2.8		
	VCEW 110301		✓						11.1	6.35	3.18	0.1	2.8		
	110302		✓						11.1	6.35	3.18	0.2	2.8		
	110304		✓						11.1	6.35	3.18	0.4	2.8		
	VCGT 110302-AG						✓	✓	11.1	6.35	3.18	0.2	2.8		
	110304-AG						✓	✓	11.1	6.35	3.18	0.4	2.8		
	160402-AG						✓	✓	9.525	16.6	4.76	0.2	4.4		
	160404-AG						✓	✓	9.525	16.6	4.76	0.4	4.4		
	160408-AG						✓	✓	9.525	16.6	4.76	0.8	4.4		
	VCGT 110302-FG	✓							11.1	6.35	3.18	0.2	2.8		
	110304-FG	✓							11.1	6.35	3.18	0.4	2.8		
	160402-FG	✓							9.525	16.6	4.76	0.2	4.4		
	160404-FG	✓							9.525	16.6	4.76	0.4	4.4		
	160408-FG	✓							9.525	16.6	4.76	0.8	4.4		
	VCGT 110301-SG		✓						11.1	6.35	3.18	0.1	2.8		
	110302-SG		✓						11.1	6.35	3.18	0.2	2.8		
	110304-SG		✓						11.1	6.35	3.18	0.4	2.8		

C044
-
C047
C067
-
C068

Order No. = Item No. + Grade No.

Chip control range

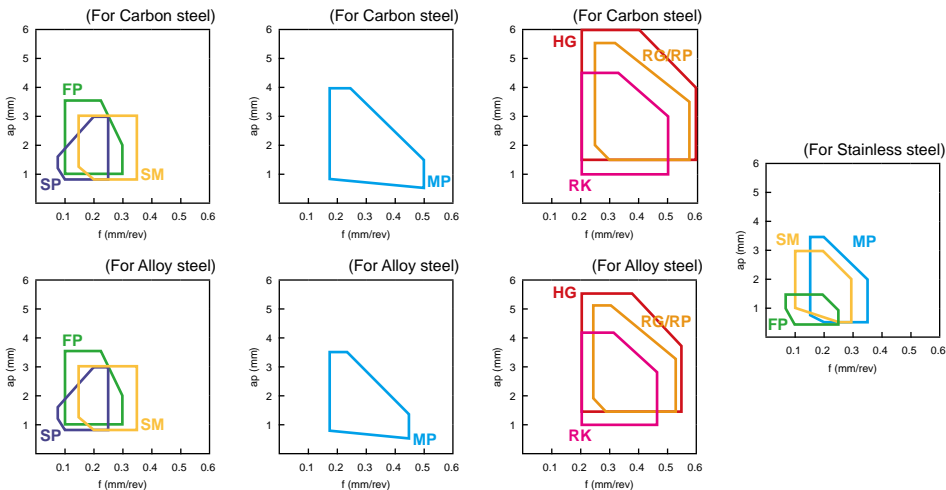


CN□□ - Negative Turning Inserts

Inserts	Designation	Grade No.					Dimensions (mm)					Drawing	Holder Page
		CX2545	CX2555	CX2560	CX3560	CX3575	d	l	S	r	h		
	CNMG 120404-FP	✓		✓			12.7	12.9	4.76	0.4	5.16		C025 C027 C048 C049
	CNMG 120408-FP	✓	✓	✓			12.7	12.9	4.76	0.8	5.16		
	CNMG 120404-SM	✓	✓	✓			12.7	12.9	4.76	0.4	5.16		
	CNMG 120408-SM	✓	✓	✓			12.7	12.9	4.76	0.8	5.16		
	CNMG 120404-SP		✓	✓			12.7	12.9	4.76	0.4	5.16		
	CNMG 120408-SP		✓	✓			12.7	12.9	4.76	0.8	5.16		
	CNMG 120404-MP	✓	✓	✓	✓	✓	12.7	12.9	4.76	0.4	5.16		
	CNMG 120408-MP	✓	✓	✓	✓	✓	12.7	12.9	4.76	0.8	5.16		
	CNMG 120412-MP	✓	✓	✓	✓	✓	12.7	12.9	4.76	1.2	5.16		
	CNMG 120408-RK		✓	✓			12.7	12.9	4.76	0.8	5.16		
	CNMG 120408-RG		✓	✓	✓		12.7	12.9	4.76	0.8	5.16		
	CNMG 120408-RP		✓	✓	✓		12.7	12.9	4.76	0.8	5.16		
	CNMG 120412-RP		✓				12.7	12.9	4.76	1.2	5.16		
	CNMG 120408-HG		✓	✓	✓		12.7	12.9	4.76	0.8	5.16		
	CNMG 120412-HG		✓	✓			12.7	12.9	4.76	1.2	5.16		

Order No. = Item No. + Grade No.

Chip control range

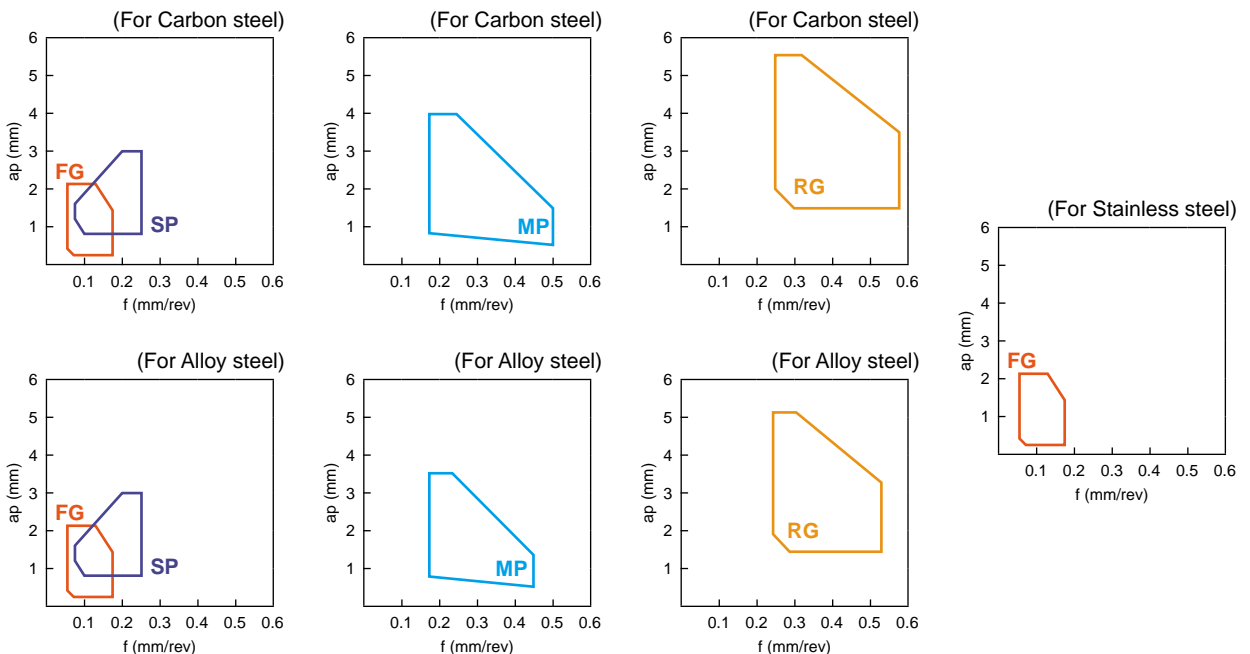


DN□□ - Negative Turning Inserts

Inserts	Designation	Grade No.						Dimensions (mm)					Drawing	Holder Page
		CX2545	CX2555	CX2560	CX3560	CX3575	CX1555	d	l	S	r	h		
	DNGX 110401-FG						✓	9.525	11.6	4.76	0.1	4.5		C027 C050
	110402-FG						✓	9.525	11.6	4.76	0.2	4.5		
	DNMG 150404-SP		✓	✓				12.7	15.5	4.76	0.4	5.16		
	DNMG 150404-MP					✓		12.7	15.5	4.76	0.4	5.16		
	150408-MP					✓		12.7	15.5	4.76	0.8	5.16		
	DNMG 110408-RG		✓	✓				9.525	11.6	4.76	0.8	3.81		
	150408-RG		✓	✓	✓			12.7	15.5	4.76	0.8	5.16		
	150608-RG			✓				12.7	15.5	6.35	0.8	5.16		

Order No. = Item No. + Grade No.

Chip control range

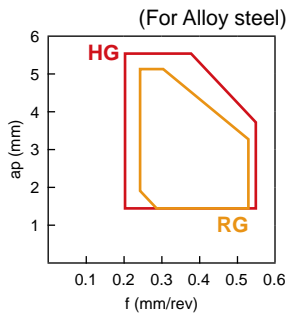
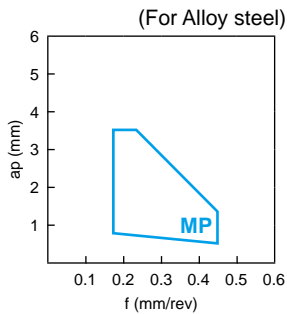
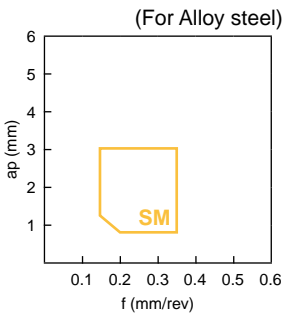
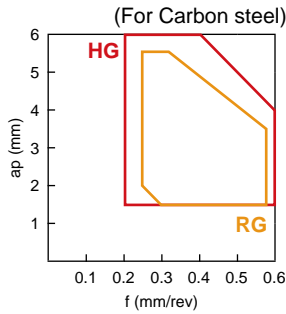
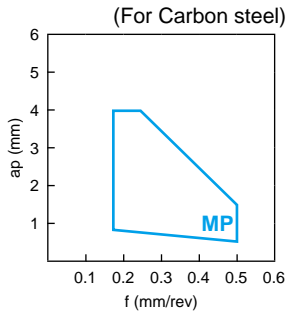
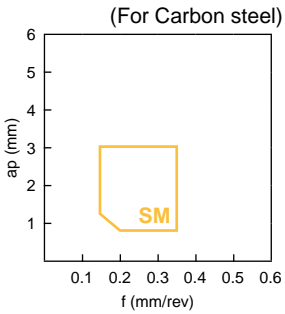


SN□□ - Negative Turning Inserts

Inserts	Designation	Grade No.						Dimensions (mm)					Drawing	Holder Page
		CX2545	CX2555	CX2560	CX3560	CX3575		d	l	S	r	h		
	SNMG 120404-SM		✓	✓				12.7	12.7	4.76	0.4	5.16		C028 C051
	SNMG 120404-MP					✓		12.7	12.7	4.76	0.4	5.16		
	120408-MP					✓		12.7	12.7	4.76	0.8	5.16		
	120412-MP					✓		12.7	12.7	4.76	1.2	5.16		
	SNMG 120408-RG		✓	✓	✓			12.7	12.7	4.76	0.8	5.16		
	120412-RG		✓	✓				12.7	12.7	4.76	1.2	5.16		

Order No. = Item No. + Grade No.

Chip control range



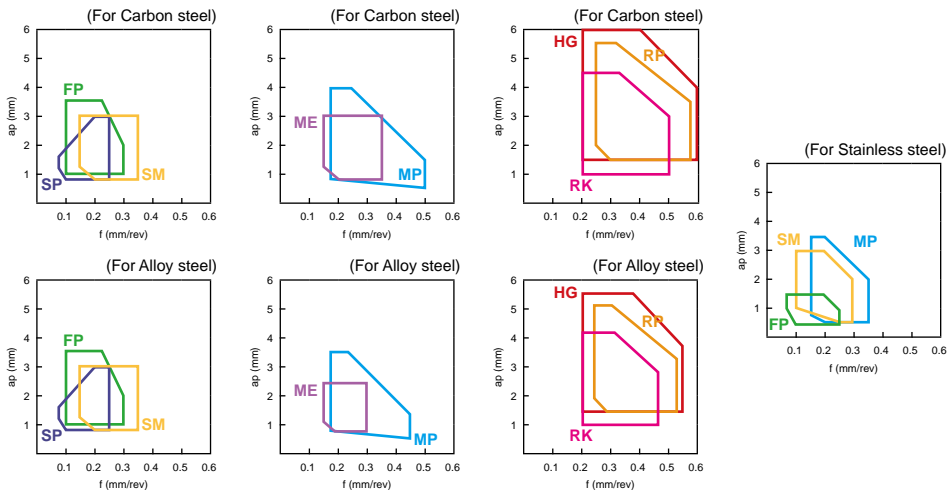
TN□□ - Negative Turning Inserts

Inserts	Designation	Grade No.					Dimensions (mm)					Drawing	Holder Page
		CX2545	CX2555	CX2560	CX3560	CX3575	d	l	S	r	h		
	TNMG 160408-FP	✓	✓	✓			9.53	16.5	4.76	0.8	3.81		
	TNMG 160408-SM	✓	✓	✓			9.53	16.5	4.76	0.8	3.81		
	TNMG 160404-SP		✓	✓			9.53	16.5	4.76	0.4	3.81		
	TNMG 160408-SP		✓	✓			9.53	16.5	4.76	0.8	3.81		
	TNMG 160404R-ME		✓	✓			9.53	16.5	4.76	0.4	3.81		
	TNMG 160408R-ME		✓	✓			9.53	16.5	4.76	0.8	3.81		
	TNMG 160404L-ME		✓	✓			9.53	16.5	4.76	0.4	3.81		
	TNMG 160408L-ME		✓	✓			9.53	16.5	4.76	0.8	3.81		
	TNMG 160404-MP	✓	✓	✓		✓	9.53	16.5	4.76	0.4	3.81		
	TNMG 160408-MP	✓	✓	✓		✓	9.53	16.5	4.76	0.8	3.81		
	TNMG 160412-MP	✓	✓	✓			9.53	16.5	4.76	1.2	3.81		
	TNMG 160408-RP		✓	✓			9.53	16.5	4.76	0.8	3.81		
	TNMG 160408-HG		✓	✓	✓		9.53	16.5	4.76	0.8	3.81		
	TNMG 160412-HG		✓	✓			9.53	16.5	4.76	1.2	3.81		
	TNMG 220408-RK		✓	✓			12.7	22	4.76	0.8	5.16		

C028 - C030
C050 - C053

Order No. = Item No. + Grade No.

Chip control range

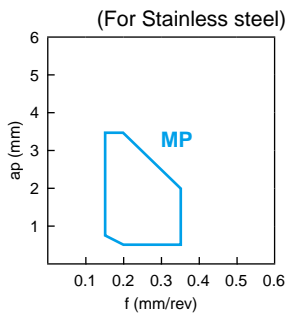
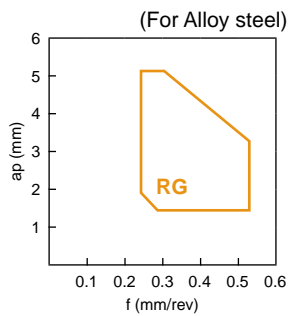
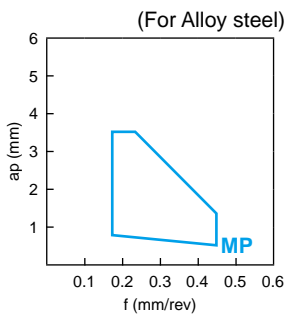
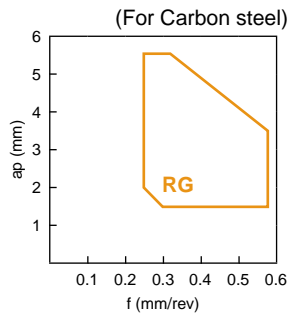
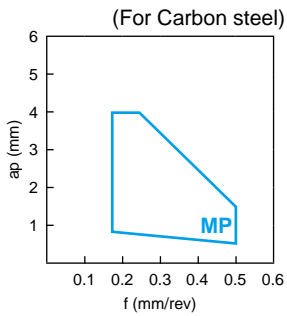


VN□□ - Negative Turning Inserts

Inserts	Designation	Grade No.						Dimensions (mm)					Drawing	Holder Page
		CX2545	CX2555	CX2560	CX3560	CX3575		d	l	S	r	h		
	VNMG 160404-MP	✓	✓	✓		✓		9.53	16.5	4.76	0.4	3.81		C030 C054 C055
	VNMG 160408-MP					✓		9.53	16.5	4.76	0.8	3.81		
	VNMG 160408-RG		✓	✓	✓			9.53	16.5	4.76	0.8	3.81		

Order No. = Item No. + Grade No.

Chip control range

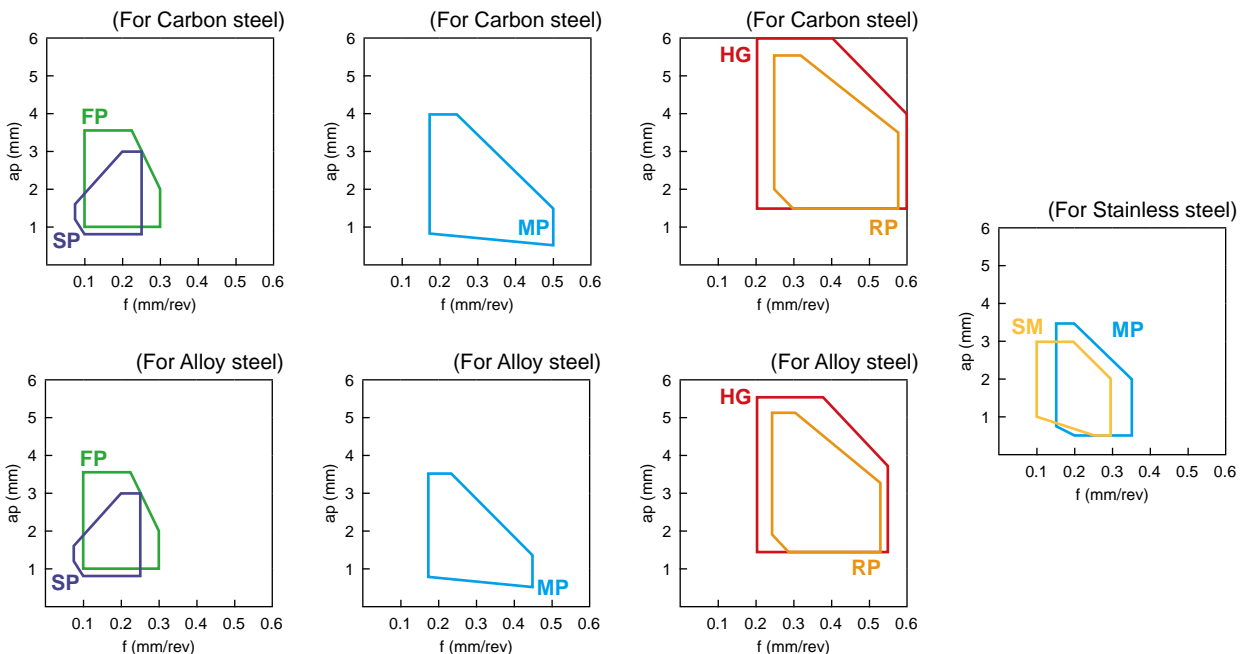


WN□□ - Negative Turning Inserts

Inserts	Designation	Grade No.					Dimensions (mm)					Drawing	Holder Page
		CX2545	CX2555	CX2560	CX3560	CX3575	d	l	S	r	h		
	WNUMG 080408-FP		✓	✓	✓		12.7	8.7	4.76	0.8	5.16		
	WNUMG 080404-SP	✓	✓	✓		12.7	8.7	4.76	0.4	5.16			
	080408-SP		✓	✓		12.7	8.7	4.76	0.8	5.16			
	WNUMG 080404-MP	✓	✓	✓	✓	12.7	8.7	4.76	0.4	5.16			
	080408-MP	✓	✓	✓	✓	12.7	8.7	4.76	0.8	5.16			
	080412-MP	✓	✓	✓	✓	12.7	8.7	4.76	1.2	5.16			
	WNUMG 080408-RP		✓	✓		12.7	8.7	4.76	0.8	5.16			
	WNUMG 080408-HG		✓	✓	✓	12.7	8.7	4.76	0.8	5.16			
	080412-HG		✓	✓	✓	12.7	8.7	4.76	1.2	5.16			

Order No. = Item No. + Grade No.

Chip control range

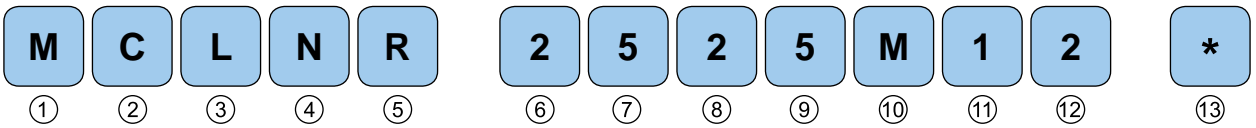


Turning Holders

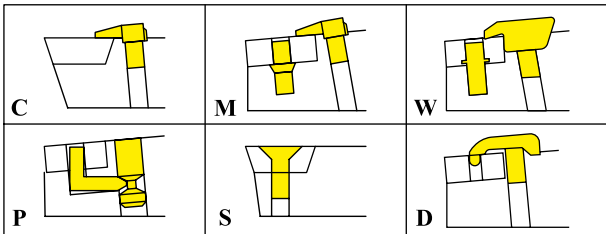
Tools Designations.....	C021
Internal Turning Holders.....	C025
External Turning Holders.....	C048



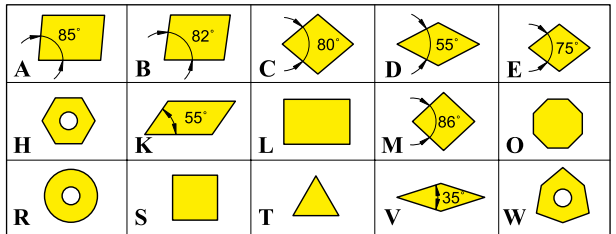
Tools Designations For External Turning



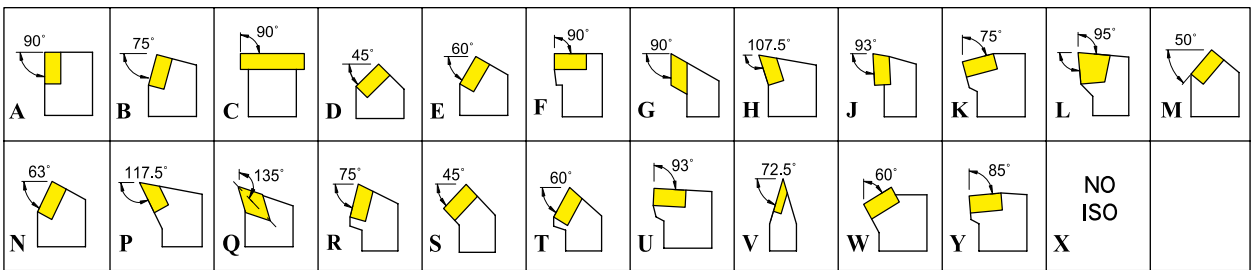
① Type of Locking



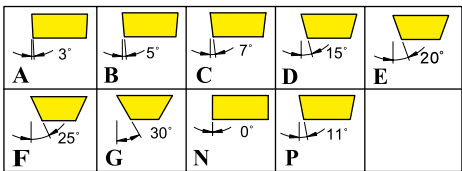
② Insert Shape



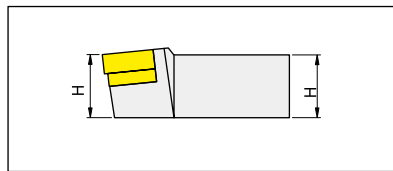
③ Type of Tool



④ Rake Angle



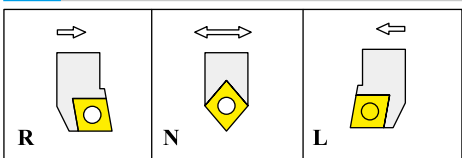
⑥/⑦ Shank Height



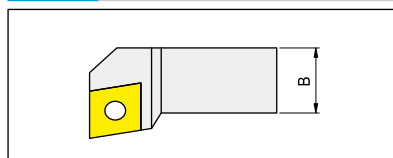
⑩ Tool Length

32	A
40	B
50	C
60	D
70	E
80	F
90	G
100	H
110	J
125	K
140	L
150	M
160	N
170	P
180	Q
200	R
250	S
300	T
350	U
400	V
450	W
500	Y
Special	X

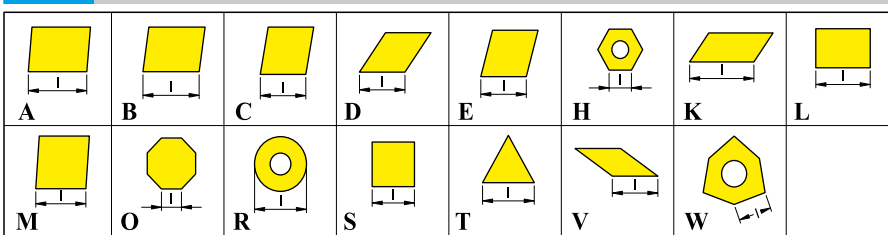
⑤ Hand of Tool



⑧/⑨ Shank Width



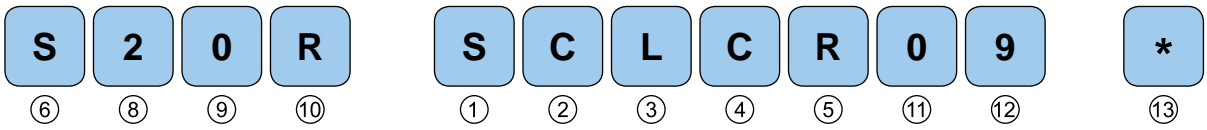
⑪/⑫ Edge Length



⑬ Optional Code

INSERTS	R-L
---------	-----

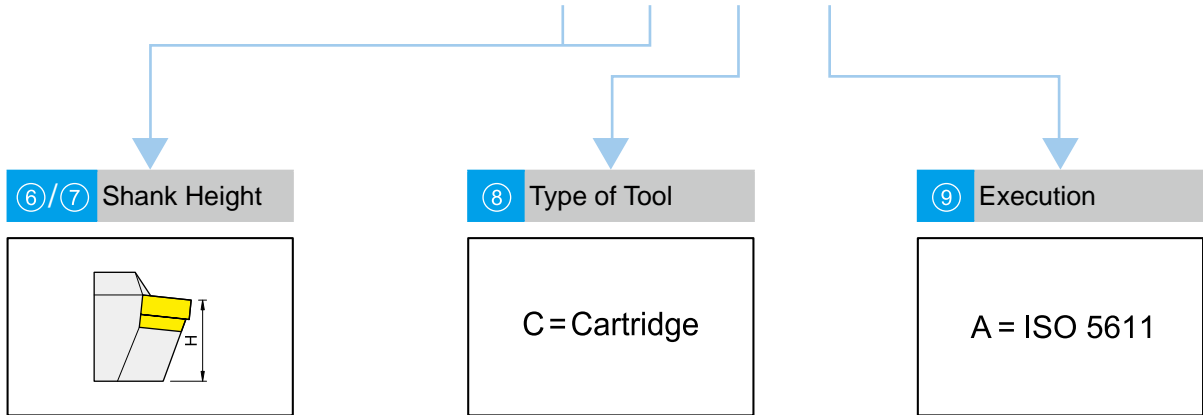
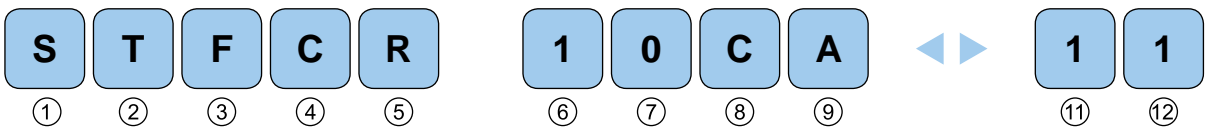
Tools Designations For Internal Turning



⑥ Shank

- S = Steel shank
- A = Steel shank + coolant hole
- B = Steel shank + device anti-vibration
- C = Cemented carbide shank with steel head
- D = Steel shank + device anti-vibration + coolant hole
- E = Cemented carbide shank with steel head + coolant hole
- F = Cemented carbide shank with steel head + device anti-vibration
- G = Cemented carbide shank with steel head + device anti-vibration + coolant hole
- H = Heavy metal shank
- J = Heavy metal shank + coolant hole

Cartridges Designation



Turning Holders

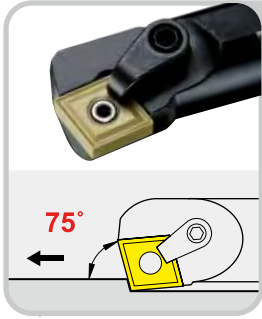
Internal Turning Tools Index



External Turning Tools Index

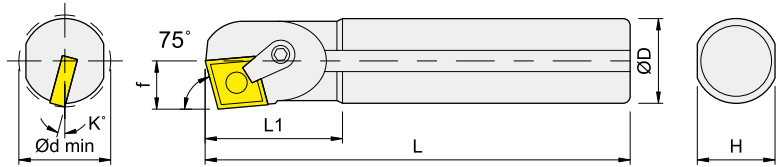
 MCBN C048	 MCKN C048	 MCLN C049	 MCNN C049	 MDJN C050	 MTQN C050
 MSDN C051	 MSSN C051	 MTJN C052	 MTEN C052	 DTFN C053	 MTFN C053
 MVJN C054	 MVQN C054	 MVVN C055	 WWLN C055	 MWLN C056	 MWLN-N C056
 SCBC C057	 SCKC C057	 SCLC C058	 SCL2C C058	 SCNC C059	 SDJC C059
 SDJ2C C060	 SDNC C060	 SDQC C061	 SDFC C061	 SSAC C062	 SSBC C062
 SSDC C063	 SSEC C063	 SSXC C064	 STAC C065	 STFC C065	 STGC C066
 CTYC C066	 SVJB C067	 SVJ2B C067	 SVQB C068	 SVVB C068	

Internal Turning Tools



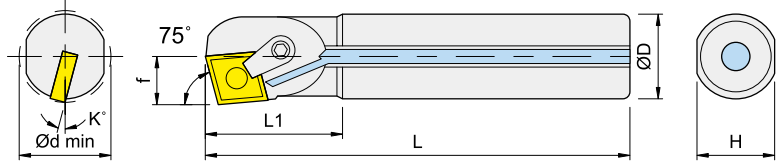
MCKN

■ S.-MCKNR/L-12 Steel shank



Right-hand shown

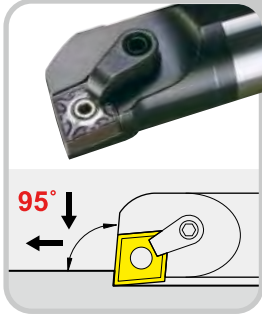
■ A.-MCKNR/L-12 Steel shank+coolant hole



Right-hand shown

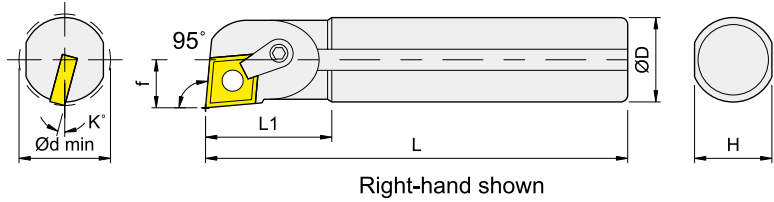
Order No.	Dimensions, mm							Insert	Shim	Pin	Wrench	Clamp	Screw	Wrench
	D	L	L1	f	H	K	dmin							
IS20R-MCKN ^R / _L -12	20	200	40	13	18	15	25	CN..1204..	--	IMLP44-A	IPL25	IMC620	IMS620TX	IETL15
IS25R-MCKN ^R / _L -12	25	200	40	15.5	23	13	30		ICMS432	IMLP46-A	IPL25		IMS625TX	
IS32S-MCKN ^R / _L -12	32	250	48	19.5	30	13	40		ICMS432	IMLP46-A	IPL25		IMS625TX	
IS40T-MCKN ^R / _L -12	40	300	55	25.5	37	12	50							
IS50U-MCKN ^R / _L -12	50	350	60	30.5	47	10	60		--	IMLP44-A	IPL25		IMS620TX	
IS60V-MCKN ^R / _L -12	60	400	60	35.5	57	9	70							
IA20R-MCKN ^R / _L -12	20	200	40	13	18	15	25		ICMS432	IMLP46-A	IPL25		IMS625TX	
IA25R-MCKN ^R / _L -12	25	200	40	15.5	23	13	30							
IA32S-MCKN ^R / _L -12	32	250	48	19.5	30	13	40							
IA40T-MCKN ^R / _L -12	40	300	55	25.5	37	12	50							

Internal Turning Tools

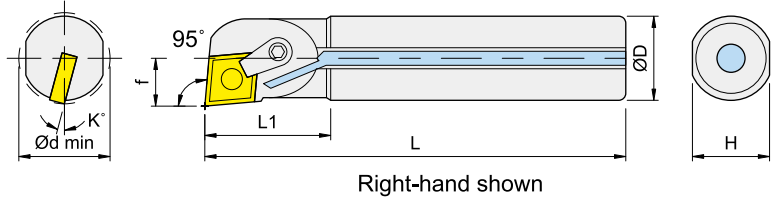


MCLN

■ S.-MCKNR/L-12 Steel shank



■ A.-MCKNR/L-12 Steel shank+coolant hole




Order No.	Dimensions, mm							Insert	Shim	Pin	Wrench	Clamp	Screw	Wrench
	D	L	L1	f	H	K	dmin							
IS20R-MCLN ^R / _L -12	20	200	40	13	18	15	25	CN..1204..	--	IMLP44-A	IPL25	IMC620	IMS620TX	IETL15
IS25R-MCLN ^R / _L -12	25	200	40	15.5	23	13	30		ICMS432	IMLP46-A	IPL25		IMS625TX	
IS32S-MCLN ^R / _L -12	32	250	48	19.5	30	13	40		--	IMLP44-A	IPL25		IMS620TX	
IS40T-MCLN ^R / _L -12	40	300	55	25.5	37	12	50		ICMS432	IMLP46-A	IPL25	IMS625TX		
IS50U-MCLN ^R / _L -12	50	350	60	30.5	47	10	60		--	IMLP44-A	IPL25	IMS620TX		
IS60V-MCLN ^R / _L -12	60	400	60	35	57	9	70		ICMS432	IMLP46-A	IPL25	IMS625TX		
IA20R-MCLN ^R / _L -12	20	200	40	13	18	15	25		--	IMLP44-A	IPL25	IMS620TX		
IA25R-MCLN ^R / _L -12	25	200	40	15.5	23	13	30		ICMS432	IMLP46-A	IPL25	IMS625TX		
IA32S-MCLN ^R / _L -12	32	250	48	19.5	30	13	40		--	IMLP44-A	IPL25	IMS620TX		
IA40T-MCLN ^R / _L -12	40	300	55	25.5	37	12	50	ICMS432	IMLP46-A	IPL25	IMS625TX			

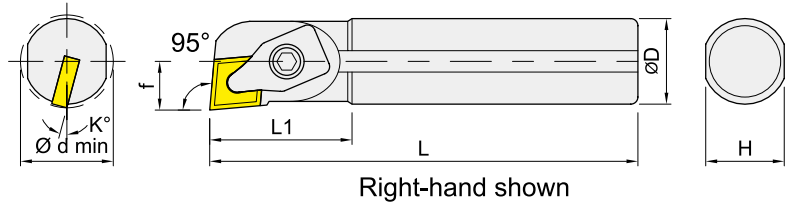
Turning

Turning Holders

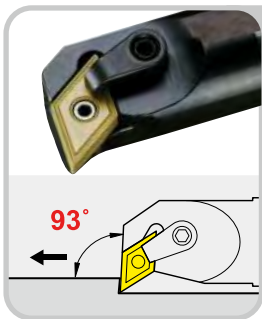
Internal Turning Tools



DCLN



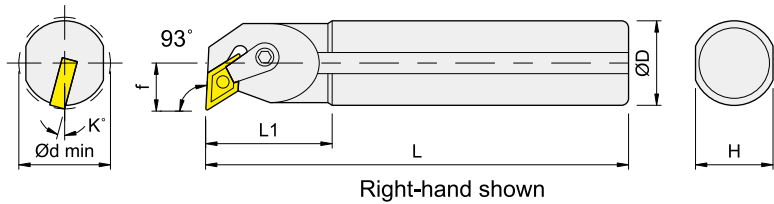
Order No.	Dimensions, mm							Insert	Shim	Screw	Wrench	Clamp	Wrench
	D	L	L1	f	H	K	dmin						
IS20R-DCLN ^R / _L -12	20	200	40	14	18	15	28	CN..1204..	--	--	--	IMCD425	IETL20
IS25R-DCLN ^R / _L -12	25	200	40	15	23	15	30						



MDUN

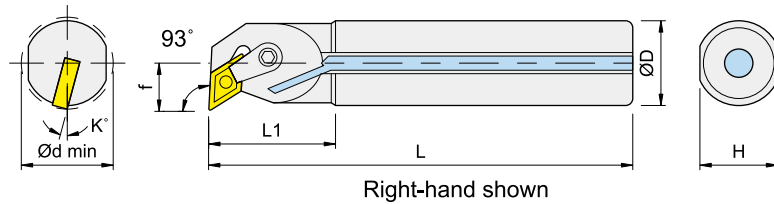
■ S.-MDUNR/L-15

Steel shank



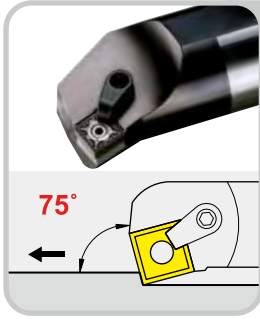
■ A.-MDUNR/L-15

Steel shank+coolant hole

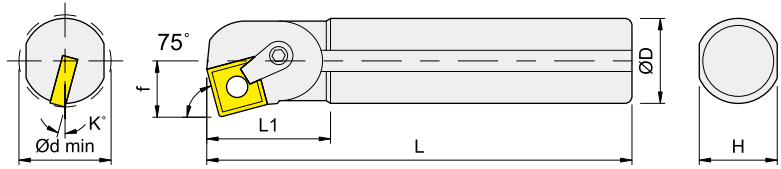


Order No.	Dimensions, mm							Insert	Shim	Pin	Wrench	Clamp	Screw	Wrench
	D	L	L1	f	H	K	dmin							
IS25R-MDUN ^R / _L -15	25	200	40	17	23	13	32	DN..1504..	--	IMLP44-A	IPL25	IMC620	IMS620TX	IETL15
IS32S-MDUN ^R / _L -15	32	250	50	21	30	13	40		IDMS432	IMLP46-A			IMS625TX	
IA25R-MDUN ^R / _L -15	25	200	40	17	23	13	32		--	IMLP44-A			IMS620TX	
IA32S-MDUN ^R / _L -15	32	250	50	21	30	13	40		IDMS432	IMLP46-A			IMS625TX	

Internal Turning Tools

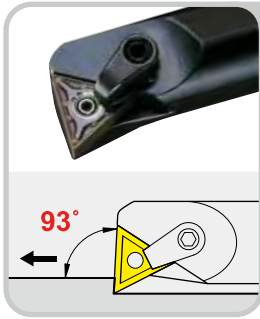


MSKN



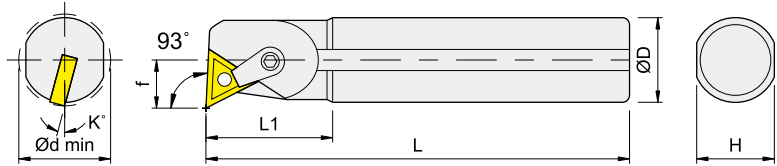
Right-hand shown

Order No.	Dimensions, mm							Insert	Shim	Pin	Wrench	Clamp	Screw	Wrench
	D	L	L1	f	H	K	dmin							
IS40T-MSKN ^R / _L -12	40	300	55	25.5	37	12	50	SN..1204..	ISMS432	IMLP46-A	IPL25	IMC620	IMS625TX	IETL15
IS50U-MSKN ^R / _L -12	50	350	60	30.5	47	10	60							
IS60V-MSKN ^R / _L -12	60	400	60	36	57	9	70							



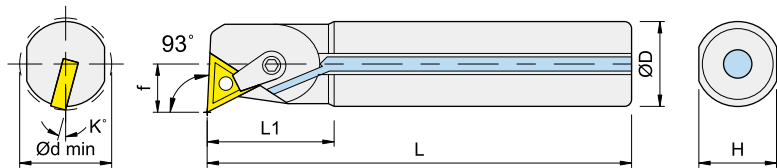
MTUN

■ S.-MTUNR/L-16 Steel shank



Right-hand shown

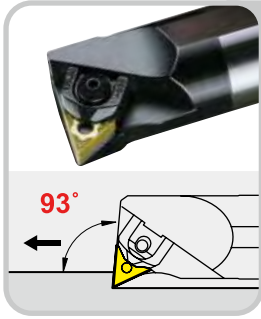
■ A.-MTUNR/L-16 Steel shank+coolant hole



Right-hand shown

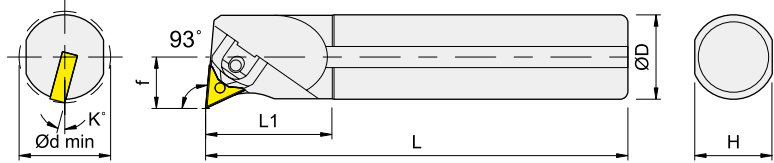
Order No.	Dimensions, mm							Insert	Shim	Pin	Wrench	Clamp	Screw	Wrench		
	D	L	L1	f	H	K	dmin									
IS20R-MTUN ^R / _L -16	20	200	36	13	18	15	25	TN..1604..	--	IMLP33L	IPL20	IMC515	IMS520TX	IETL10		
IS25R-MTUN ^R / _L -16	25	200	40	15	23	13	30					ITMS322	IMLP34L	IMC620	IMS625TX	IETL15
IS32S-MTUN ^R / _L -16	32	250	48	20	30	13	40							--	IMLP33L	IMC515
IS40T-MTUN ^R / _L -16	40	300	55	26	37	10	50		ITMS322	IMLP34L	IMC620	IMS625TX	IETL15			
IS50U-MTUN ^R / _L -16	50	350	60	31	47	9	60				ITMS322	IMLP34L	IMC620	IMS625TX	IETL15	
IS60V-MTUN ^R / _L -16	60	400	60	35.5	57	8	70		--	IMLP33L			IMC515	IMS520TX	IETL10	
IA20R-MTUN ^R / _L -16	20	200	36	13	18	15	25				ITMS322	IMLP34L	IPL20	IMC515	IMS520TX	IETL10
IA25R-MTUN ^R / _L -16	25	200	40	15	23	13	30		ITMS322	IMLP34L				IMC620	IMS625TX	IETL15
IA32S-MTUN ^R / _L -16	32	250	48	20	30	13	40							IMC620	IMS625TX	IETL15
IA40T-MTUN ^R / _L -16	40	300	55	26	37	10	50									

Internal Turning Tools



WTUN

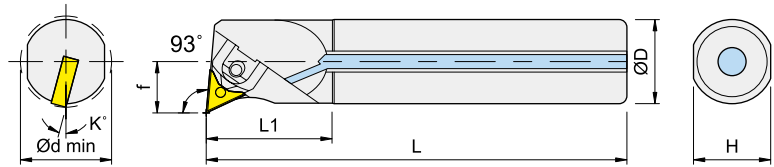
■ S.-WTUNR/L-16 Steel shank



Right-hand shown

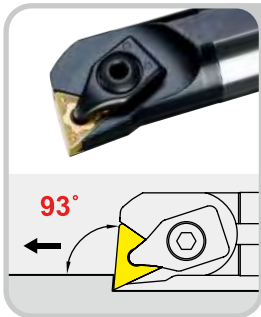
■ A.-WTUNR/L-16 Steel shank+coolant

hole



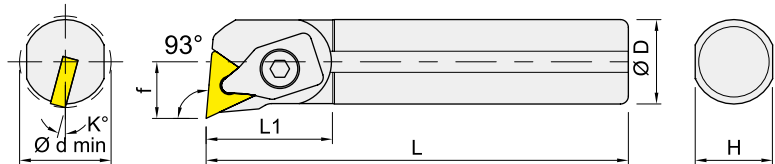
Right-hand shown

Order No.	Dimensions, mm							Insert	Shim	Pin	Clamp	Wrench
	D	L	L1	f	H	K	dmin					
IS32S-WTUN ^R / _L -16	32	250	48	19.5	30	13	40	TN..1604..	ITMS322	ISCP315	IMCW3-P25	IPL25
IS40T-WTUN ^R / _L -16	40	300	55	25.5	37	10	50					
IS40U-WTUN ^R / _L -16	40	350	55	25.5	37	10	50					
IS50U-WTUN ^R / _L -16	50	350	60	30.5	47	9	60					
IS50V-WTUN ^R / _L -16	50	400	60	30.5	47	9	60					
IS60V-WTUN ^R / _L -16	60	400	60	35.5	57	8	70					
IA32S-WTUN ^R / _L -16	32	250	48	19.5	30	13	40					
IA40T-WTUN ^R / _L -16	40	300	55	25.5	37	10	50					
IA40U-WTUN ^R / _L -16	40	350	55	25.5	37	10	50					



DTUN

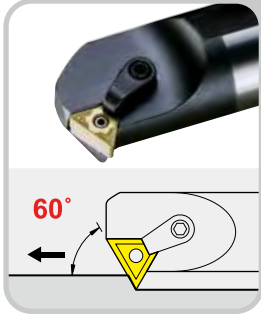
■ S.-DTUNR/L-16 Steel shank



Right-hand shown

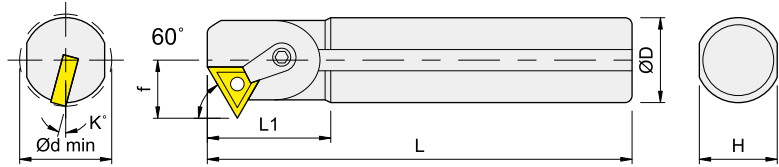
Order No.	Dimensions, mm							Insert	Shim	Screw	Wrench	Clamp	Wrench
	D	L	L1	f	H	K	dmin						
IS20R-DTUN ^R / _L -16	20	200	40	14	18	15	28	TN..1604..	--	--	--	IMCD324	IETL20
IS25R-DTUN ^R / _L -16	25	200	40	15.5	23	13	30						
IS32S-DTUNR-16	32	250	48	19.5	30	13	40		ITWS322	IMS4008H	IPL25	IMCD324B	

Internal Turning Tools



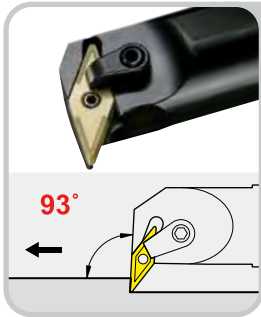
MTWN

■ S.-MTWNR/L-16 Steel shank



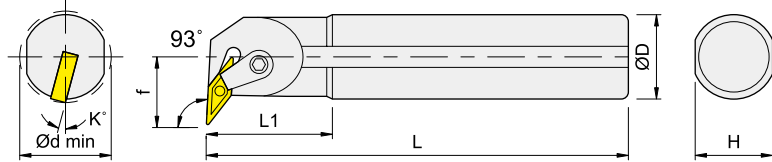
Right-hand shown

Order No.	Dimensions, mm							Insert	Shim	Pin	Wrench	Clamp	Screw	Wrench
	D	L	L1	f	H	K	dmin							
IS20R-MTWN ^R / _L -16	20	200	40	13.5	18	15	27	TN..1604..	--	IMLP33L	IPL20	IMC515	IMS520TX	IETL10
IS25R-MTWN ^R / _L -16	25	200	40	16	23	13	32		ITWS322	IMLP34L		IMC620	IMS625TX	IETL15
IS32S-MTWN ^R / _L -16	32	250	48	20	30	13	40							



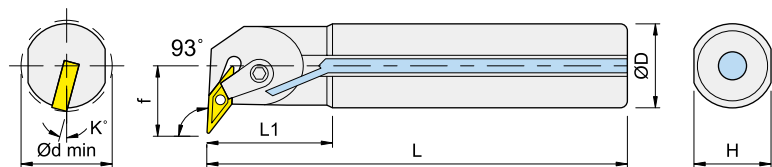
MVUN

■ S.-MVUNR/L-16 Steel shank



Right-hand shown

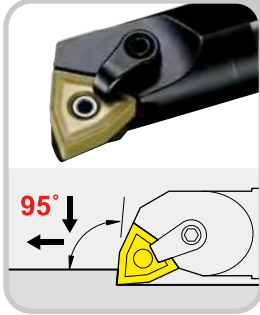
■ A.-MVUNR/L-16 Steel shank+coolant hole



Right-hand shown

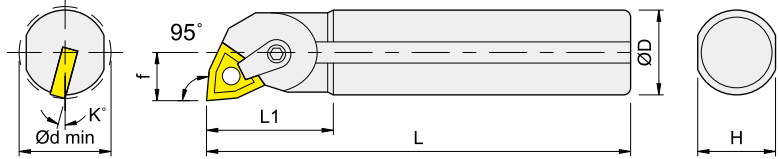
Order No.	Dimensions, mm							Insert	Shim	Pin	Wrench	Clamp	Screw	Wrench
	D	L	L1	f	H	K	dmin							
IS25R-MVUN ^R / _L -16	25	200	45	18	23	13	32	VN..1604..	--	IMLP33L	IPL20	IMC515	IMS520TX	IETL10
IS32S-MVUN ^R / _L -16	32	250	50	21	30	13	40		IVMS322	IMLP34L		IMC620	IMS625TX	IETL15
IA25R-MVUN ^R / _L -16	25	200	45	18	23	13	32		--	IMLP33L	IPL20	IMC515	IMS520TX	IETL10
IA32S-MVUN ^R / _L -16	32	250	50	21	30	13	40		IVMS322	IMLP34L		IMC620	IMS625TX	IETL15

Internal Turning Tools



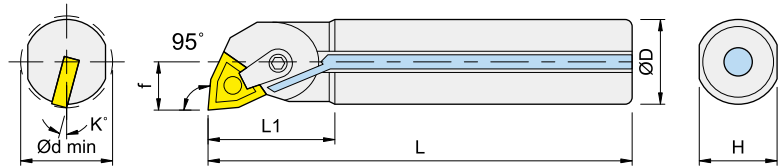
MWLN

■ S.-MWLNR/L-08 Steel shank



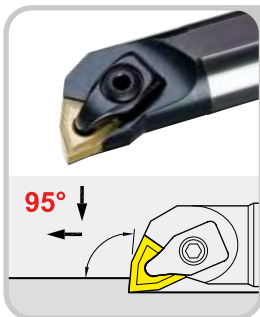
Right-hand shown

■ A.-MWLNR/L-08 Steel shank+coolant hole



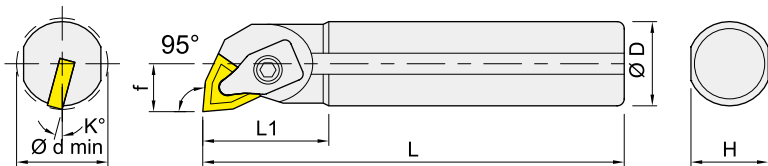
Right-hand shown

Order No.	Dimensions, mm							Insert	Shim	Pin	Wrench	Clamp	Screw	Wrench
	D	L	L1	f	H	K	dmin							
IS20R-MWLN ^R /L-08	20	200	36	13	18	15	25	WN..0804..	--	IMLP44-A	IPL25	IMC515	IMS520TX	IETL10
IS25R-MWLN ^R /L-08	25	200	40	15	23	13	30							
IS32S-MWLN ^R /L-08	32	250	48	20	30	13	40							
IS40T-MWLN ^R /L-08	40	300	55	25.5	37	10	50							
IS50U-MWLN ^R /L-08	50	350	60	30.5	47	9	60							
IS60V-MWLN ^R /L-08	60	400	60	35.5	57	8	70							
IA20R-MWLN ^R /L-08	20	200	36	13	18	15	25					IMC515	IMS520TX	IETL10
IA25R-MWLN ^R /L-08	25	200	40	15	23	13	30						IMS520TX	
IA32S-MWLN ^R /L-08	32	250	48	20	30	13	40						IMS520TX	



DWLN

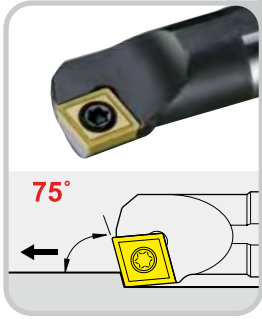
■ S.-DWLNR/L-.. Steel shank



Right-hand shown

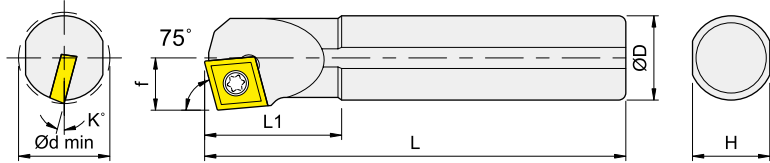
Order No.	Dimensions, mm							Insert	Shim	Screw	Wrench	Clamp	Wrench
	D	L	L1	f	H	K	dmin						
IS20R-DWLN ^R /L-08	20	200	40	14	18	15	28	WN..0804..	--	--	--	IMCD425	IETL20
IS25R-DWLN ^R /L-08	25	200	40	15	23	13	30						

Internal Turning Tools



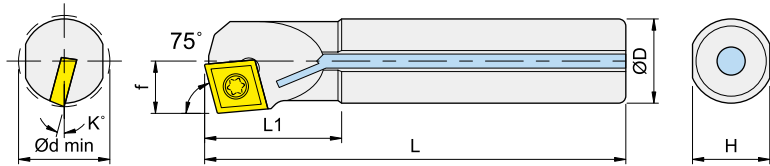
SCKC

■ S..-SCKC/PR/L-.. Steel shank



Right-hand shown

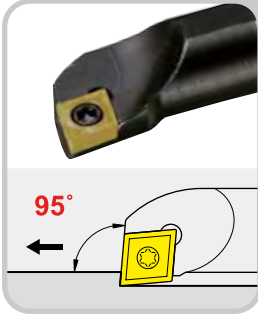
■ A..-SCKC/PR/L-.. Steel shank+coolant hole



Right-hand shown

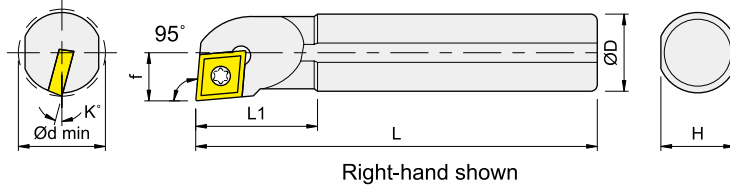
Order No.	Dimensions, mm							Insert	Screw 	Wrench
	D	L	L1	f	H	K	dmin			
IS08K-SCKC ^R / _L -06	8	125	20	5	7	15	10	CC..0602..	IMS2506A	ITK09
IS10K-SCKC ^R / _L -06	10	125	22	6	9	13	12			
IS12M-SCKC ^R / _L -06	12	150	26	8	11	10	16			
IS16Q-SCKC ^R / _L -06	16	180	32	10	15	7	20	CC..09T3..	IMS4008A	ITK15
IS12M-SCKC ^R / _L -09	12	150	28	8	11	11	16			
IS16Q-SCKC ^R / _L -09	16	180	32	10	15	7	20			
IS20R-SCKC ^R / _L -09	20	200	36	12.5	18	5	25	IMS4009A		
IA08K-SCKC ^R / _L -06	8	125	20	5	7	15	10			
IA10K-SCKC ^R / _L -06	10	125	22	6	9	13	12	CC..0602..	IMS2506A	ITK09
IA12M-SCKC ^R / _L -06	12	150	26	8	11	10	16			
IA16Q-SCKC ^R / _L -06	16	180	32	10	15	7	20			
IA12M-SCKC ^R / _L -09	12	150	28	8	11	11	16	CC..09T3..	IMS4008A	ITK15
IA16Q-SCKC ^R / _L -09	16	180	32	10	15	7	20			
IA20R-SCKC ^R / _L -09	20	200	36	12.5	18	5	25		IMS4009A	

Internal Turning Tools



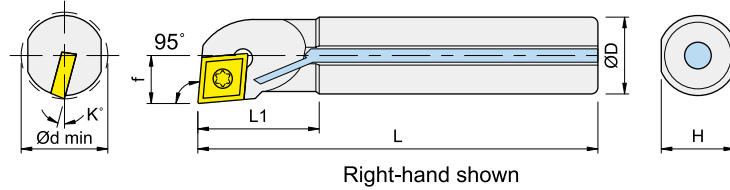
SCLC

■ S.-SCLCR/L-.. Steel shank

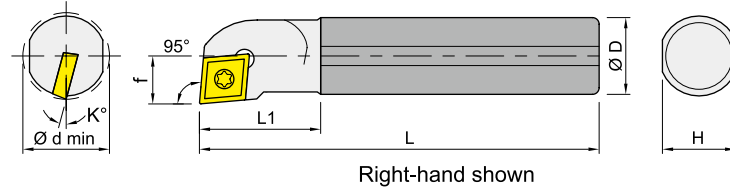


■ A.-SCLCR/L-.. Steel shank+coolant

hole





■ C.-SCLCR/L-.. Carbide shank

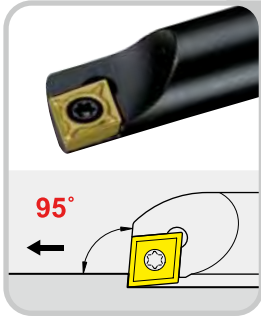


Order No.	Dimensions, mm							Insert	Screw 	Wrench
	D	L	L1	f	H	K	dmin			
IS08K-SCLC ^R / _L -06	8	125	20	5	7	15	10	CC..0602..	IMS2506A	ITK09
IS08K-SCLC ^R / _L -06-D09	8	125	20	4.5	7	15	9			
IS10K-SCLC ^R / _L -06	10	125	22	6	9	13	12			
IS10K-SCLC ^R / _L -06-D11	10	125	22	5.5	9	13	11			
IS12M-SCLC ^R / _L -06	12	150	26	8	11	10	16			
IS12M-SCLC ^R / _L -06-D13	12	150	26	6.5	11	10	13			
IS14Q-SCLC ^R / _L -06	14	180	26	8	13	10	16			
IS16Q-SCLC ^R / _L -06	16	180	32	10	15	7	20			
IS12M-SCLC ^R / _L -09	12	150	26	8	11	10	16	CC..09T3..	IMS4008A	ITK15
IS14Q-SCLC ^R / _L -09	14	180	26	8	13	10	16			
IS15Q-SCLC ^R / _L -09	15	180	32	8.5	14	10	17			
IS16Q-SCLC ^R / _L -09	16	180	32	10	15	7	20			
IS16Q-SCLC ^R / _L -09-D18	16	180	32	9	15	7	18			
IS18Q-SCLCR-09	18	180	32	10	17	7	20			
IS20R-SCLC ^R / _L -09	20	200	36	13	18	5	25			
IS22R-SCLC ^R / _L -09	22	200	40	12.5	20	5	25			
IS25R-SCLC ^R / _L -09	25	200	40	15	23	5	30	CC..09T3..	IMS4011A	ITK15
IS32S-SCLC ^R / _L -12	32	250	48	20	30	5	38	CC..1204..	IMS5011A	ITK20
IS40T-SCLC ^R / _L -12	40	300	55	26	37	3	50			
IS40V-SCLC ^R / _L -12	40	400	55	26	37	3	50			

Internal Turning Tools

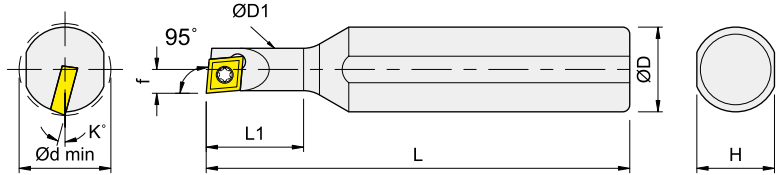
Order No.	Dimensions, mm							Insert	Screw 	Wrench 
	D	L	L1	f	H	K	dmin			
IA08K-SCLC ^{R/L} -06	8	125	20	5	7	15	10	CC..0602..	IMS2506A	ITK09
IA08K-SCLC ^{R/L} -06-D09	8	125	20	4.5	7	15	9			
IA10K-SCLC ^{R/L} -06	10	125	22	6	9	13	12			
IA10K-SCLC ^{R/L} -06-D11	10	125	22	5.5	9	13	11			
IA12M-SCLC ^{R/L} -06	12	150	26	8	11	10	16			
IA12M-SCLC ^{R/L} -06-D13	12	150	26	6.5	11	10	13			
IA14Q-SCLC ^{R/L} -06	14	180	26	8	13	10	16			
IA16Q-SCLC ^{R/L} -06	16	180	32	10	15	7	20			
IA12M-SCLC ^{R/L} -09	12	150	26	8	11	10	16	CC..09T3..	IMS4008A	ITK15
IA16Q-SCLC ^{R/L} -09	16	180	32	10	15	7	20			
IA16Q-SCLC ^{R/L} -09-D18	16	180	32	9	15	7	18			
IA20R-SCLC ^{R/L} -09	20	200	40	13	18	5	25		IMS4009A	
IA25R-SCLC ^{R/L} -09	25	200	40	15	23	5	30	CC..09T3..	IMS4011A	ITK15
IA32S-SCLC ^{R/L} -12	32	250	48	20	30	5	38	CC..1204..	IMS5011A	ITK20
IC07J-SCLC ^{R/L} -06	7	110	18	4	6.7	15	8	CC..0602..	IMS2506A	ITK09
IC08K-SCLC ^{R/L} -06	8	125	20	5	7.2	15	10	CC..0602..	IMS2506A	ITK09
IC08K-SCLC ^{R/L} -06-D09	8	125	20	4.5	7.2	15	9			
IC10K-SCLC ^{R/L} -06	10	125	22	6	9.2	13	12			
IC10K-SCLC ^{R/L} -06-D11	10	125	22	5.5	9.2	13	11			
IC12M-SCLC ^{R/L} -06	12	150	26	8	11.2	10	16			
IC12M-SCLC ^{R/L} -06-D13	12	150	26	6.5	11.2	10	13			
IC12Q-SCLC ^{R/L} -09	12	150	26	8	11.2	10	16			
IC16R-SCLC ^{R/L} -09	16	200	32	10	15.2	7	20			
IC16R-SCLCR-09-D18	16	200	32	9	15.2	7	18	CC..09T3..	IMS4008A	ITK15

Internal Turning Tools



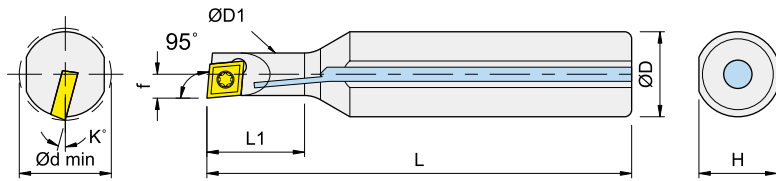
SCLC

■ S..-SCLCR/L-.. Steel shank



Right-hand shown

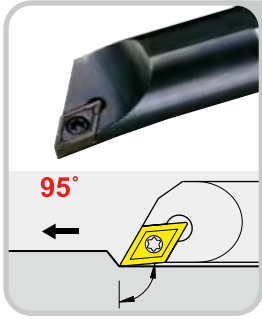
■ A..-SCLCR/L-.. Steel shank+coolant hole



Right-hand shown

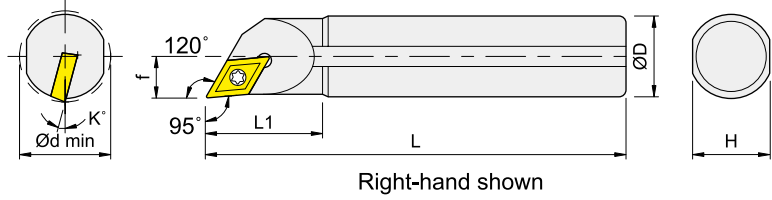
Order No.	Dimensions, mm								Insert	Screw 	Wrench
	D	D1	L	L1	f	H	K	dmin			
IS1607K-SCLC ^R / _L -06	16	7	125	20	4	15	13	8	CC..0602..	IMS2506A	ITK09
IS1608K-SCLC ^R / _L -06A	16	8	125	20	4.5	15	11	9			
IS1608K-SCLC ^R / _L -06	16	8	125	25	4.5	15	11	9			
IS1609K-SCLC ^R / _L -06	16	9	125	25	5	15	11	10			
IA1607K-SCLC ^R / _L -06	16	7	125	20	4	15	13	8	CC..0602..	IMS2506A	ITK09
IA1608K-SCLC ^R / _L -06A	16	8	125	20	4.5	15	11	9			
IA1608K-SCLCR-06	16	8	125	25	4.5	15	11	9			
IA1609K-SCLC ^R / _L -06	16	9	125	25	5	15	11	10			

Internal Turning Tools

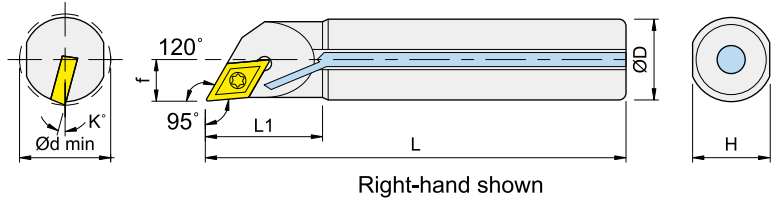


SDJC

■ S.-SDJCR/L-.. Steel shank

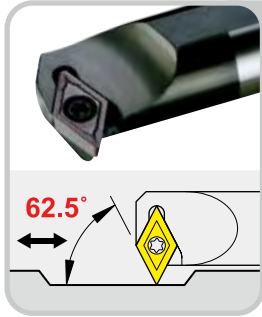


■ A.-SDJCR/L-.. Steel shank+coolant hole



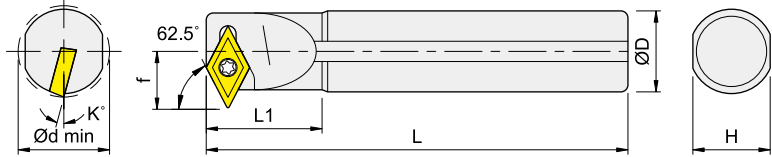
Order No.	Dimensions, mm							Insert	Screw	Wrench
	D	L	L1	f	H	K	dmin			
IS08K-SDJC ^R / _L -07	8	125	22	5	7	15	10	DC..0702..	IMS2506B	ITK09
IS10K-SDJC ^R / _L -07	10	125	25	6	9	13	12			
IS12M-SDJC ^R / _L -07	12	150	30	7	11	10	14			
IS16Q-SDJC ^R / _L -07	16	180	38	9.5	15	7	19			
IS16Q-SDJC ^R / _L -11	16	180	38	9.5	15	7	19	DC..11T3..	IMS4009A	ITK15
IS20R-SDJC ^R / _L -11	20	200	42	11.5	18	7	23			
IS25R-SDJC ^R / _L -11	25	200	45	14	23	5	28			
IS32S-SDJC ^R / _L -11	32	250	48	17.5	30	5	35			
IA08K-SDJC ^R / _L -07	8	125	22	5	7	15	10	DC..0702..	IMS2506B	ITK09
IA10K-SDJC ^R / _L -07	10	125	25	6	9	13	12			
IA12M-SDJC ^R / _L -07	12	150	30	7	11	10	14			
IA16Q-SDJC ^R / _L -07	16	180	38	9.5	15	7	19			
IA16Q-SDJC ^R / _L -11	16	180	38	9.5	15	7	19	DC..11T3..	IMS4009A	ITK15
IA20R-SDJC ^R / _L -11	20	200	42	11.5	18	7	23			
IA25R-SDJC ^R / _L -11	25	200	45	14	23	5	28			

Internal Turning Tools



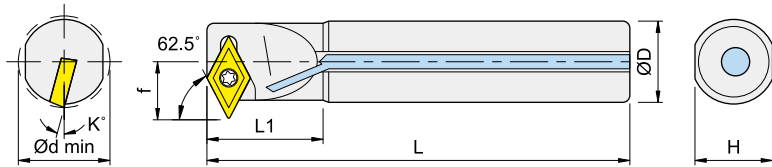
SDNC

■ S..-SDNCR/L-.. Steel shank



Right-hand shown

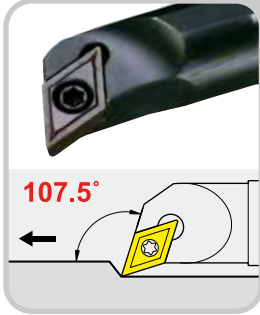
■ A..-SDNCR/L-.. Steel shank+coolant hole



Right-hand shown

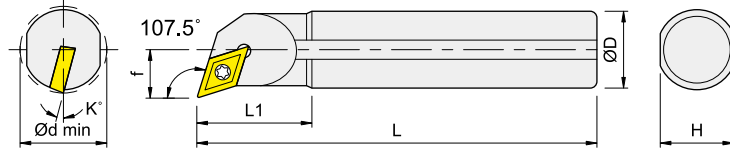
Order No.	Dimensions, mm							Insert	Screw	Wrench
	D	L	L1	f	H	K	dmin			
IS12M-SDNC ^R / _L -07	12	150	25	9	11	7	16	DC..0702..	IMS2506B	ITK09
IS16Q-SDNC ^R / _L -07	16	180	30	11	15	7	20			
IS20R-SDNC ^R / _L -11	20	200	35	15	18	7	25	DC..11T3..	IMS4009A	ITK15
IS25R-SDNC ^R / _L -11	25	200	35	17	23	5	32			
IS32S-SDNC ^R / _L -11	32	250	40	20.5	30	5	40			
IA12M-SDNC ^R / _L -07	12	150	25	9	11	7	16	DC..0702..	IMS2506B	ITK09
IA16Q-SDNC ^R / _L -07	16	180	30	11	15	7	20			
IA20R-SDNC ^R / _L -11	20	200	35	15	18	7	25	DC..11T3..	IMS4009A	ITK15
IA25R-SDNC ^R / _L -11	25	200	35	17	23	5	32			

Internal Turning Tools



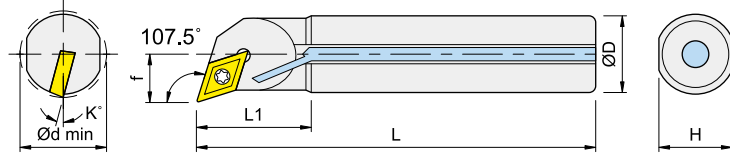
SDQC

■ S..-SDQCR/L-.. Steel shank



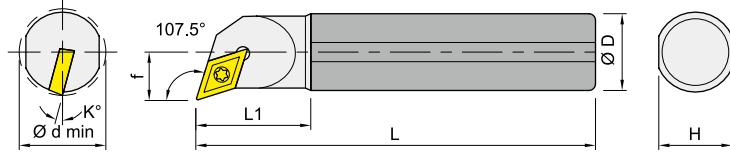
Right-hand shown

■ A..-SDQCR/L-.. Steel shank+coolant hole



Right-hand shown

■ C..-SDQCR/L-.. Carbide shank



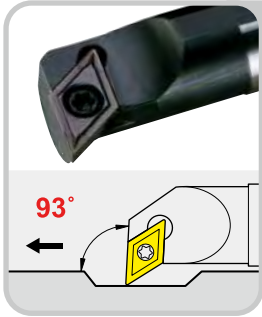
Right-hand shown

Order No.	Dimensions, mm							Insert	Screw	Wrench
	D	L	L1	f	H	K	dmin			
IS10K-SDQC ^R / _L -07	10	125	22	6.5	9	13	13	DC..0702..	IMS2506B	ITK09
IS12M-SDQC ^R / _L -07	12	150	30	8	11	10	16			
IS16Q-SDQC ^R / _L -07	16	180	35	10.25	15	7	20			
IS20R-SDQC ^R / _L -07	20	200	40	12.5	18	7	25	DC..11T3..	IMS4009A	ITK15
IS16Q-SDQC ^R / _L -11	16	180	35	10.5	15	7	20			
IS20R-SDQC ^R / _L -11	20	200	40	13	18	7	25			
IS25R-SDQC ^R / _L -11	25	200	45	15.5	23	5	32			
IS32S-SDQC ^R / _L -11	32	250	48	19.5	30	5	40			
IS40T-SDQC ^R / _L -11	40	300	55	25	37	3	50			
IS50U-SDQC ^R / _L -11	50	350	60	30	47	2	60			
IA10K-SDQC ^R / _L -07	10	125	22	6.5	9	13	13	DC..0702..	IMS2506B	ITK09
IA12M-SDQC ^R / _L -07	12	150	30	8	11	10	16			
IA16Q-SDQC ^R / _L -07	16	180	35	10.25	15	7	20			
IA16Q-SDQC ^R / _L -11	16	180	35	10.5	15	7	20	DC..11T3..	IMS4009A	ITK15
IA20R-SDQC ^R / _L -11	20	200	40	13	18	7	25			
IA25R-SDQC ^R / _L -11	25	200	45	15.5	23	5	32			
IA32S-SDQC ^R / _L -11	32	250	48	19.5	30	5	40			
IA40T-SDQCR/L-11	40	300	55	25	37	3	50			
IA50U-SDQCR/L-11	50	350	60	30	47	2	60			
IC10M-SDQCR-07	10	150	22	6	9.2	13	13	DC..0702..	IMS2506B	ITK09
IC12Q-SDQCR-07	12	180	30	8	11.2	10	16			
IC16R-SDQC ^R / _L -07	16	200	35	10.25	15.2	7	20			

Turning

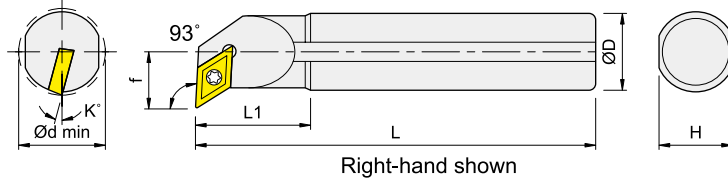
Turning Holders

Internal Turning Tools

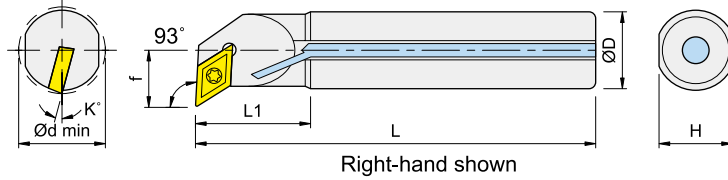


SDUC

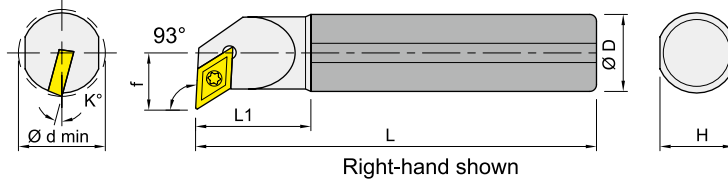
■ S.-SDUCR/L-.. Steel shank



■ A.-SDUCR/L-.. Steel shank+coolant hole

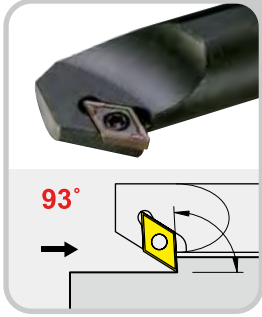


■ C.-SDUCR/L-.. Carbide shank



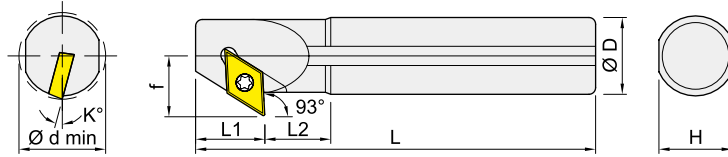
Order No.	Dimensions, mm							Insert	Screw	Wrench
	D	L	L1	f	H	K	dmin			
IS10K-SDUC ^{R/L} -07	10	125	25	7	9	13	13	DC..0702..	IMS2506B	ITK09
IS12M-SDUC ^{R/L} -07	12	150	30	8.5	11	10	16			
IS16Q-SDUC ^{R/L} -07	16	180	30	11	15	7	20			
IS20R-SDUC ^{R/L} -07	20	200	40	12.5	18	7	25			
IS16Q-SDUC ^{R/L} -11	16	180	30	11	15	7	20	DC..11T3..	IMS4009A	ITK15
IS20R-SDUC ^{R/L} -11	20	200	40	13	18	7	25			
IS25R-SDUC ^{R/L} -11	25	200	45	17	23	5	32			
IS32S-SDUC ^{R/L} -11	32	250	48	20	30	5	40			
IS40T-SDUC ^{R/L} -11	40	300	55	25	37	3	50	DC..11T3..	IMS4009A	ITK15
IA10K-SDUC ^{R/L} -07	10	125	25	7	9	13	13			
IA12M-SDUC ^{R/L} -07	12	150	30	8.5	11	10	16			
IA16Q-SDUC ^{R/L} -07	16	180	30	11	15	7	20			
IA16Q-SDUC ^{R/L} -11	16	180	30	11	15	7	20	DC..11T3..	IMS4009A	ITK15
IA20R-SDUC ^{R/L} -11	20	200	40	12.5	18	7	25			
IA25R-SDUC ^{R/L} -11	25	200	45	17	23	5	32			
IA32S-SDUC ^{R/L} -11	32	250	48	20	30	5	40			
IA40T-SDUC ^{R/L} -11	40	300	55	25	37	3	50	DC..0702..	IMS2506B	ITK09
IC10M-SDUCR-07	10	150	25	7	9.2	13	13			
IC12Q-SDUCR-07	12	180	30	8.5	11.2	10	16			
IC16R-SDUCR-11	16	200	30	11	15.2	7	20			

Internal Turning Tools



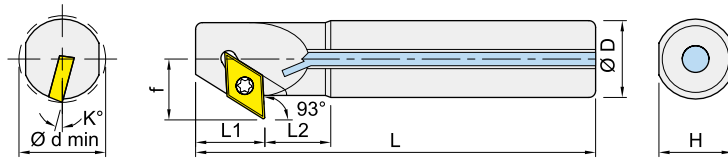
SDZC

■ S..-SDZCR/L-.. Steel shank



Right-hand shown

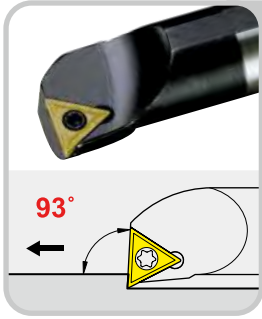
■ A..-SDZCR/L-.. Steel shank+coolant hole



Right-hand shown

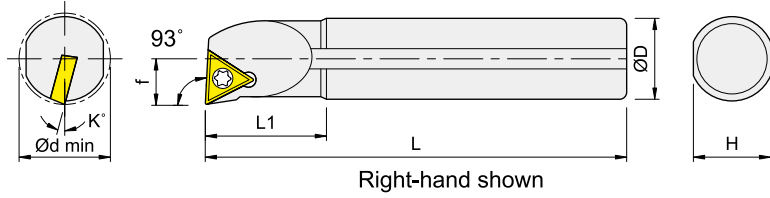
Order No.	Dimensions, mm								Insert	Screw	Wrench
	D	L	L1	L2	f	H	K	dmin			
IS10M-SDZC ^R / _L -07	10	150	12	18	8.5	9	13	14	DC..0702..	IMS2506B	ITK09
IS12M-SDZC ^R / _L -07	12	150	12	20	10.5	11	10	17			
IS16Q-SDZC ^R / _L -07	16	180	12	26	12.5	15	7	21			
IS20R-SDZC ^R / _L -11	20	200	18	27	15.5	18	7	26	DC..11T3..	IMS4009A	ITK15
IS25R-SDZC ^R / _L -11	25	200	18	32	18	23	5	33			
IS32S-SDZC ^R / _L -11	32	250	18	42	21.5	30	5	40			
IA10M-SDZC ^R / _L -07	10	150	12	18	8.5	9	13	14	DC..0702..	IMS2506B0	ITK09
IA12M-SDZC ^R / _L -07	12	150	12	20	10.5	11	10	17			
IA16Q-SDZC ^R / _L -07	16	180	12	26	12.5	15	7	21			
IA20R-SDZC ^R / _L -11	20	200	18	27	15.5	18	7	26	DC..11T3..	IMS4009A	ITK15
IA25R-SDZC ^R / _L -11	25	200	18	32	18	23	5	33			
IA32S-SDZC ^R / _L -11	32	250	18	42	21.5	30	5	40			

Internal Turning Tools

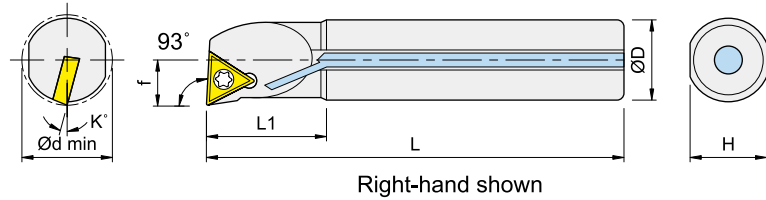


STUC

■ S.-STUCR/L-.. Steel shank

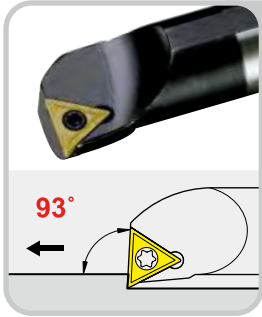


■ A.-STUCR/L-.. Steel shank+coolant hole



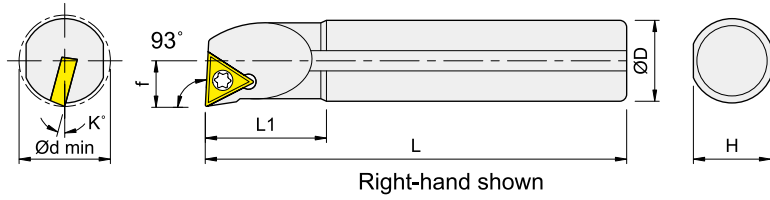
Order No.	Dimensions, mm							Insert	Screw	Wrench
	D	L	L1	f	H	K	dmin			
IS08K-STUC ^{R/L} -09	8	125	20	5.5	7	15	10	TC..0902..	IMS2205A	ITK07
IS10K-STUC ^{R/L} -09	10	125	22	6	9	13	12		IMS2206A	
IS10K-STUC ^{R/L} -09-D11	10	125	22	5.5	9	13	11			
IS12M-STUCR-09	12	150	26	8	11	10	16			
IS14M-STUCR-09	14	150	26	8	13	10	16			
IS10K-STUC ^{R/L} -11	10	125	22	6	9	13	12	TC..1102..		IMS2506A
IS12M-STUC ^{R/L} -11	12	150	26	8	11	10	16			
IS12M-STUC ^{R/L} -11-D13	12	150	26	6.5	11	10	13			
IS16Q-STUC ^{R/L} -11	16	180	32	10	15	7	20			
IS16Q-STUC ^{R/L} -11-D18	16	180	32	9	15	7	18			
IS20R-STUC ^{R/L} -16	20	200	40	13	18	7	25	TC..16T3..	IMS4011A	ITK15
IS25R-STUC ^{R/L} -16	25	200	40	15	23	5	30			
IS32S-STUC ^{R/L} -16	32	250	48	20	30	5	38			
IS32T-STUC ^{R/L} -16	32	300	48	20	30	5	38			
IA08K-STUC ^{R/L} -09	8	125	20	5.5	7	15	10			
IA10K-STUC ^{R/L} -09	10	125	22	6	9	13	12	IMS2206A		
IA10K-STUC ^{R/L} -11	10	125	22	6	9	13	12		TC..1102..	IMS2506A
IA12M-STUC ^{R/L} -11	12	150	26	8	11	10	16			
IA16Q-STUC ^{R/L} -11	16	180	32	10	15	7	20			
IA20R-STUC ^{R/L} -16	20	200	40	13	18	7	25			
IA25R-STUC ^{R/L} -16	25	200	40	15	23	5	30	TC..16T3..		
IA32S-STUC ^{R/L} -16	32	250	48	20	30	5	38			
IA32T-STUC ^{R/L} -16	32	300	48	20	30	5	38			

Internal Turning Tools

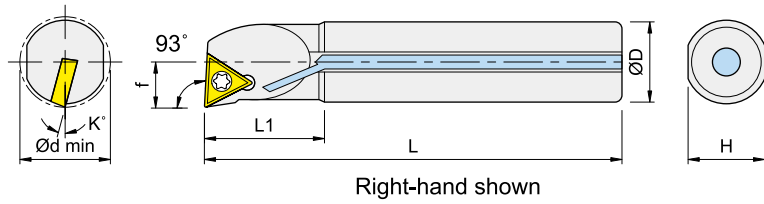


STUP

■ S.-STUPR/L-... Steel shank

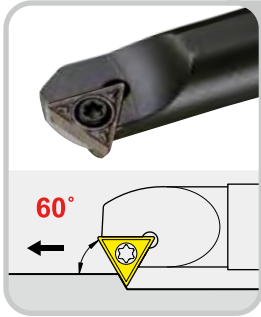


■ A.-STUPR/L-... Steel shank+coolant hole



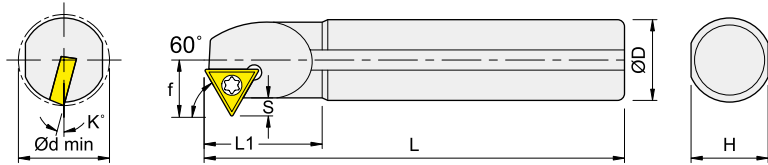
Order No.	Dimensions, mm							Insert	Screw	Wrench
	D	L	L1	f	H	K	dmin			
S20R-STUP ^R / _L -1603	20	200	40	13	18	4	25	TP..1603..	IMS4011A	ITK15
S25R-STUP ^R / _L -1603	25	200	40	16	23	0	30			
S32R-STUP ^R / _L -1603	32	250	48	20	30	0	38			
A20R-STUP ^R / _L -1603	20	200	40	13	18	4	25			
A25R-STUP ^R / _L -1603	25	200	40	16	23	0	30			
A32R-STUP ^R / _L -1603	32	250	48	20	30	0	38			

Internal Turning Tools



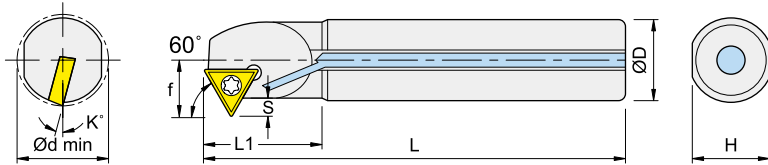
STWC

■ S...-STWCR/L... Steel shank



Right-hand shown

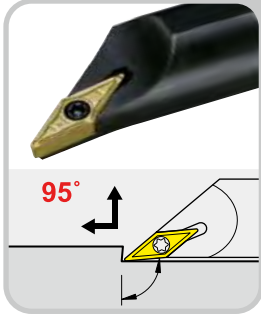
■ A...-STWCR/L... Steel shank+coolant hole



Right-hand shown

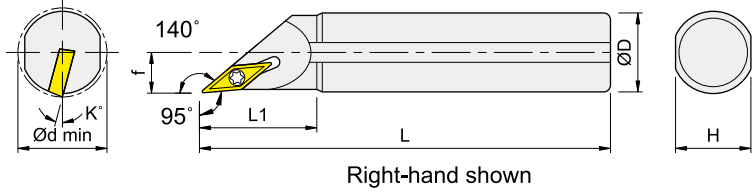
Order No.	Dimensions, mm								Insert	Screw	Wrench
	D	L	L1	f	S	H	K	dmin			
IS08K-STWC ^{R/L} -09	8	125	23	6	2	7	15	11	TC..0902..	IMS2205A	ITK07
IS10K-STWC ^{R/L} -11	10	125	23	7.5	2.5	9	15	13	TC..1102..	IMS2506A	ITK09
IS12M-STWC ^{R/L} -11	12	150	30	8.5	2.5	11	13	16			
IS16Q-STWC ^{R/L} -11	16	180	30	10.5	2.5	15	10	20			
IS20R-STWC ^{R/L} -11	20	200	40	12.5	2.5	18	7	25	TC..16T3..	IMS4011A	ITK15
IS20R-STWC ^{R/L} -16	20	200	40	14.5	4.5	18	8	26			
IS25R-STWC ^{R/L} -16	25	200	45	17	4.5	23	6	30			
IS32S-STWC ^{R/L} -16	32	250	45	20.5	4.5	30	4	40	TC..1102..	IMS2506A	ITK09
IA10K-STWC ^{R/L} -11	10	125	23	7.5	2.5	9	15	13			
IA12M-STWC ^{R/L} -11	12	150	30	8.5	2.5	11	13	16			
IA16Q-STWC ^{R/L} -11	16	180	30	10.5	2.5	15	10	20	TC..16T3..	IMS4011A	ITK15
IA20R-STWC ^{R/L} -11	20	200	40	12.5	2.5	18	7	25			
IA20R-STWC ^{R/L} -16	20	200	40	14.5	4.5	18	8	26			
IA25R-STWC ^{R/L} -16	25	200	45	17	4.5	23	6	30	TC..16T3..	IMS4011A	ITK15
IA32S-STWC ^{R/L} -16	32	250	45	20.5	4.5	30	4	40			

Internal Turning Tools

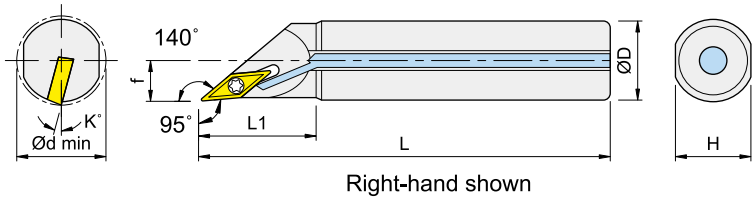


SVJB

■ S..-SVJBR/L-.. Steel shank

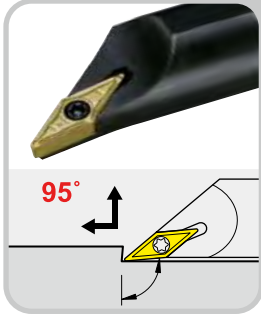


■ A..-SVJBR/L-.. Steel shank+coolant hole



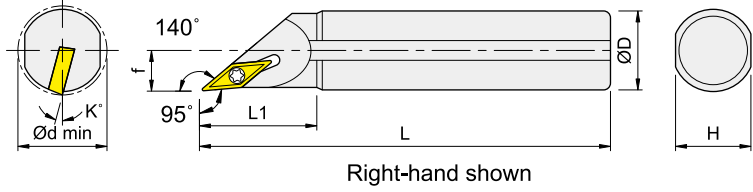
Order No.	Dimensions, mm							Insert	Screw 	Wrench
	D	L	L1	f	H	K	dmin			
IS16Q-SVJB ^R / _L -16	16	180	38	9.5	15	7	19	VB..1604..	IMS3509B	ITK15
IS20R-SVJB ^R / _L -16	20	200	42	11.5	18	7	23			
IS25R-SVJB ^R / _L -16	25	200	45	14	23	5	28			
IS32S-SVJB ^R / _L -16	32	250	50	17.5	30	4	35			
IA16Q-SVJB ^R / _L -16	16	180	38	9.5	15	7	19	VB..1604..	IMS3509B	ITK15
IA20R-SVJB ^R / _L -16	20	200	42	11.5	18	7	23			
IA25R-SVJB ^R / _L -16	25	200	45	14	23	5	28			
IA32S-SVJB ^R / _L -16	32	250	50	17.5	30	4	35			

Internal Turning Tools

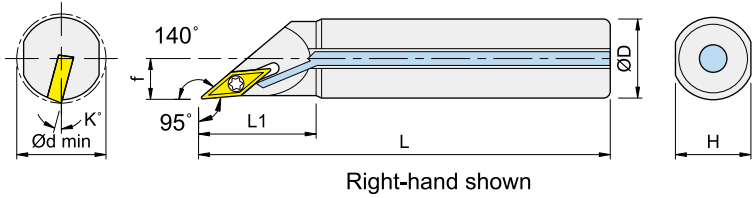


SVJC

■ S..-SVJCR/L-.. Steel shank

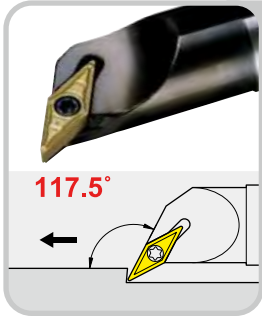


■ A..-SVJCR/L-.. Steel shank+coolant hole



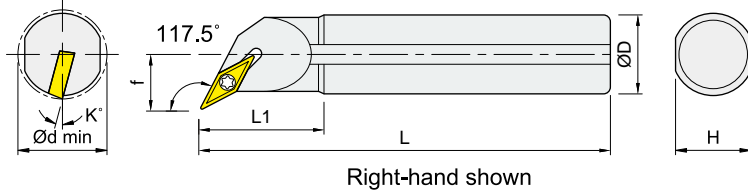
Order No.	Dimensions, mm							Insert	Screw 	Wrench
	D	L	L1	f	H	K	dmin			
IC10K-SVJCR ^R / _L -11	10	125	25	6	9	13	12	VC..1103..	IMS2506A	ITK09
IC12M-SVJCR ^R / _L -11	12	150	30	7	11	10	14			
IC16Q-SVJCR ^R / _L -11	16	180	38	9.5	15	7	19			
IC20R-SVJCR ^R / _L -11	20	200	42	11.5	18	7	23			
IE10K-SVJCR ^R / _L -11	10	125	25	6	9	13	12			
IE12M-SVJCR ^R / _L -11	12	150	30	7	11	10	14			
IE16Q-SVJCR ^R / _L -11	16	180	38	9.5	15	7	19			
IE20R-SVJCR ^R / _L -11	20	200	42	11.5	18	7	23			

Internal Turning Tools

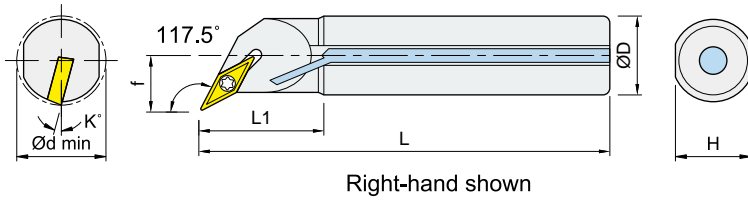


SVQB

■ S..-SVQB/CR/L-.. Steel shank

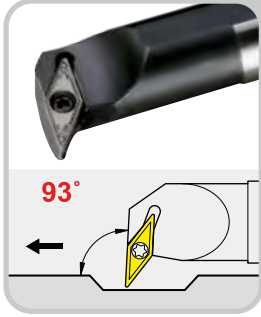


■ A..-SVQB/CR/L-.. Steel shank+coolant hole



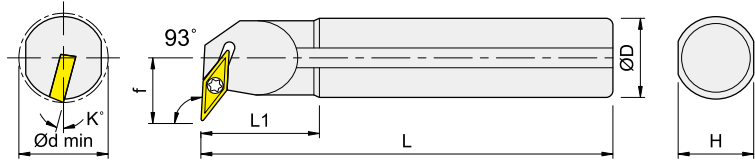
Order No.	Dimensions, mm							Insert	Shim	Screw	Wrench	Screw	Wrench
	D	L	L1	f	H	K	dmin						
IS25R-SVQB ^R / _L -16	25	200	45	16	23	5	32	VB..1604..	--	--	--	IMS3509B	ITK15
IS32S-SVQB ^R / _L -16	32	250	48	20	30	5	40		IVSS322	IMDS5035S	IPL35	IMS3512B	
IS40T-SVQB ^R / _L -16	40	300	60	25.5	37	5	50		--	--	--	IMS3509B	
IA25R-SVQB ^R / _L -16	25	200	45	16	23	5	32		IVSS322	IMDS5035S	IPL35	IMS3512B	
IA32S-SVQB ^R / _L -16	32	250	48	20	30	5	40		--	--	--	IMS3509B	
IS12M-SVQC ^R / _L -11	12	150	28	9	11	10	16	VC..1103..	--	--	--	IMS2506A	ITK09
IS16Q-SVQC ^R / _L -11	16	180	35	11	15	7	20		--	--	--	IMS2506A	
IS20R-SVQC ^R / _L -11	20	200	40	13	18	7	25		--	--	--	IMS2506A	
IA16Q-SVQC ^R / _L -11	16	180	35	11	15	7	20		--	--	--	IMS2506A	
IA25R-SVQC ^R / _L -16	20	200	40	13	18	7	25		--	--	--	IMS2506A	

Internal Turning Tools



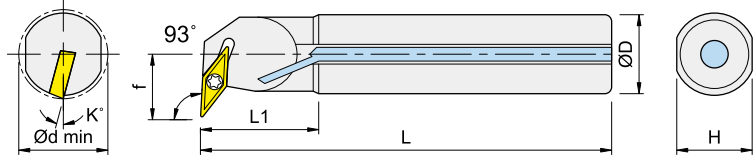
SVUB

■ S..-SVUBR/L-.. Steel shank



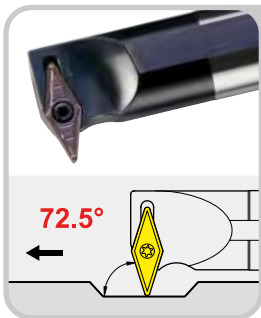
Right-hand shown

■ A..-SVUBR/L-.. Steel shank+coolant hole

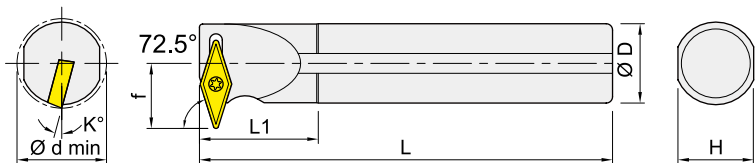


Right-hand shown

Order No.	Dimensions, mm							Insert	Shim	Screw	Wrench	Screw	Wrench
	D	L	L1	f	H	K	dmin						
IS25R-SVUB ^R / _L -16	25	200	45	18	23	5	32	VB..1604..	--	--	--	IMS3509B	ITK15
IS32S-SVUB ^R / _L -16	32	250	50	22	30	5	40		IVSS322	IMDS5035S	IPL35	IMS3512B	
IS40T-SVUB ^R / _L -16	40	300	55	27	37	5	50		--	--	--	IMS3509B	
IA25R-SVUB ^R / _L -16	25	200	45	18	23	5	32	VC..1103..	--	--	--	IMS2506A	ITK09
IS16Q-SVUC ^R / _L -11	16	180	30	13	15	7	22		--	--	--	IMS2506A	
IS20R-SVUC ^R / _L -11	20	200	40	15	18	7	27		--	--	--	IMS2506A	
IA16Q-SVUC ^R / _L -11	16	180	30	13	15	7	22		--	--	--	IMS2506A	
IA20R-SVUC ^R / _L -11	20	200	40	15	18	7	27	--	--	--	IMS2506A	--	--



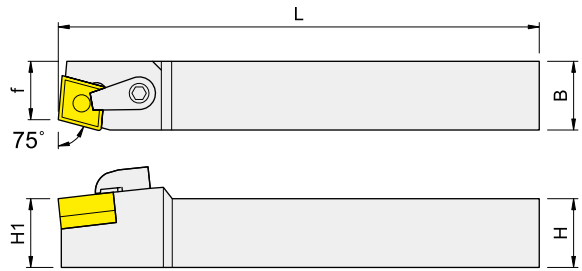
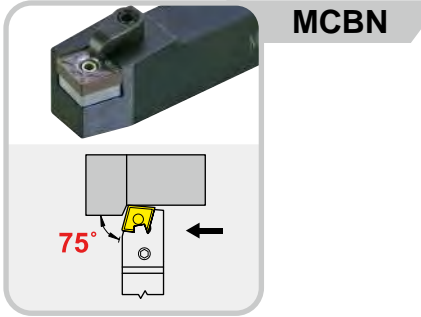
SVVB



Right-hand shown

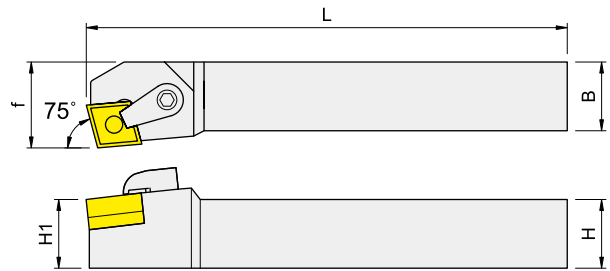
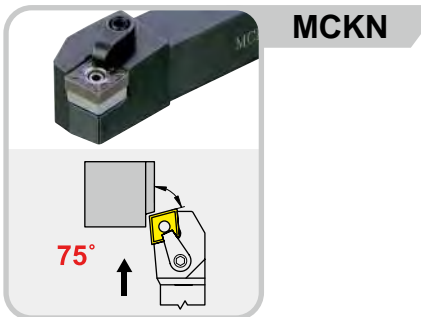
Order No.	Dimensions, mm							Insert	Shim	Screw	Wrench	Screw	Wrench
	D	L	L1	f	H	K	dmin						
IS25R-SVVB ^R / _L -16	25	200	45	20.5	23	5	34	VB..1604..	--	--	--	IMS3509B	ITK15
IS25S-SVVB ^R / _L -16	25	250	45	20.5	23	5	34		--	--	--	IMS3509B	
IS32S-SVVB ^R / _L -16	32	250	50	25	30	5	42	VB..1604..	IVSS322	IMDS5035S	IPL35	IMS3512B	ITK15

External Turning Tools



Right-hand shown

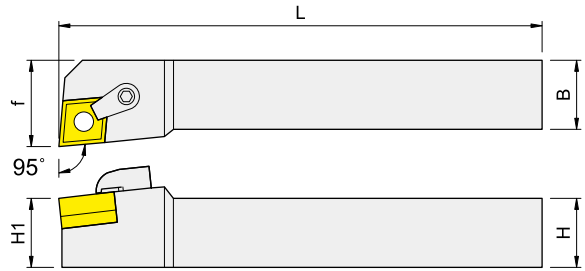
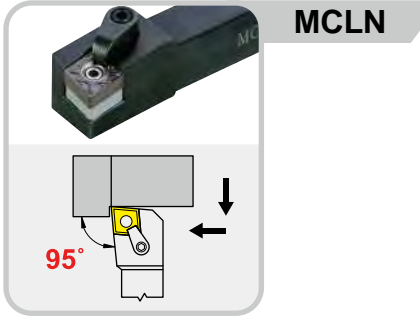
Order No.	Dimensions, mm					Insert	Pin	Shim	Wrench	Screw	Clamp	Wrench
	H	B	L	H1	f							
IMCBN ^R / _L -2020K-12	20	20	125	20	17	CN..1204..	IMLP46-A	ICMS432	IPL25	IMS625TX	IMC620	IETL15
IMCBN ^R / _L -2525M-12	25	25	150	25	22					IMS630TX		
IMCBN ^R / _L -3232P-12	32	32	170	32	29							



Right-hand shown

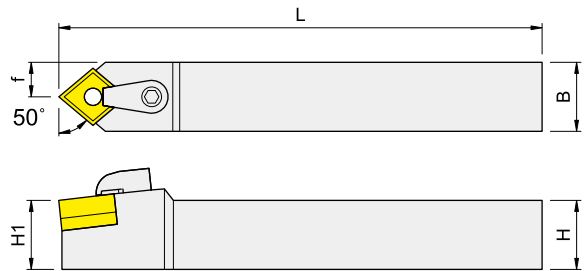
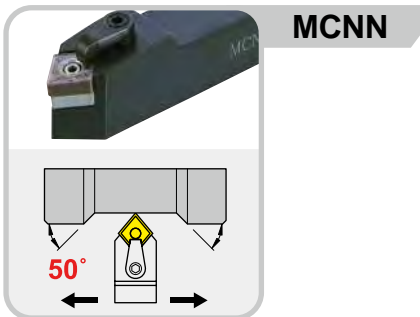
Order No.	Dimensions, mm					Insert	Pin	Shim	Wrench	Screw	Clamp	Wrench
	H	B	L	H1	f							
IMCKN ^R / _L -1616K-12	16	16	125	16	20	CN..1204..	IMLP46-A	ICMS432	IPL25	IMS625TX	IMC620	IETL15
IMCKN ^R / _L -2020K-12	20	20	125	20	25					IMS630TX		
IMCKN ^R / _L -2525M-12	25	25	150	25	32							
IMCKN ^R / _L -3232P-12	32	32	170	32	40							

External Turning Tools



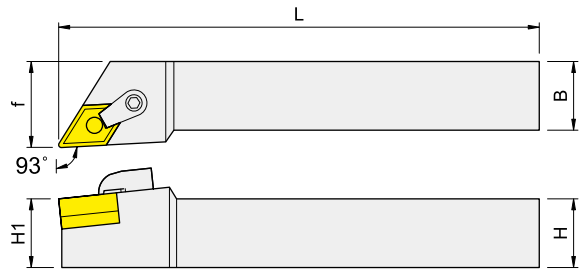
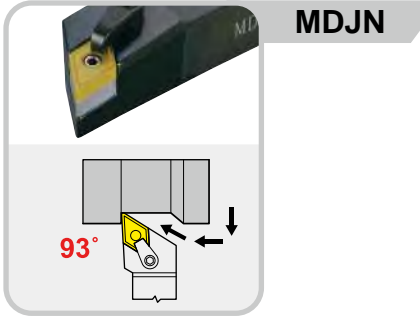
Right-hand shown

Order No.	Dimensions, mm					Insert	Pin	Shim	Wrench	Screw	Clamp	Wrench
	H	B	L	H1	f							
IMCLN ^R / _L -1616K-12	16	16	125	16	20	CN..1204..	IMLP46-A	ICMS432	IPL25	IMS625TX	IMC620	IETL15
IMCLN ^R / _L -2020K-12	20	20	125	20	25							
IMCLN ^R / _L -2525M-12	25	25	150	25	32							
IMCLN ^R / _L -3232P-12	32	32	170	32	40					IMS630TX		



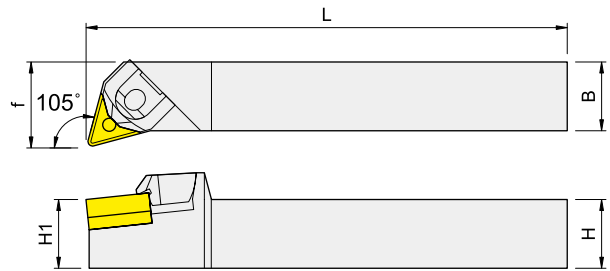
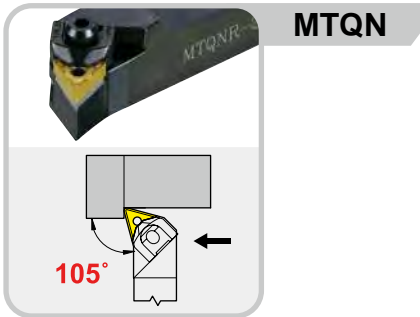
Order No.	Dimensions, mm					Insert	Pin	Shim	Wrench	Screw	Clamp	Wrench
	H	B	L	H1	f							
IMCNNN-1616K-12	16	16	125	16	8	CN..1204..	IMLP46-A	ICMS432	IPL25	IMS625TX	IMC620	IETL15
IMCNNN-2020K-12	20	20	125	20	10							
IMCNNN-2525M-12	25	25	150	25	12.5							
IMCNNN-3232P-12	32	32	170	32	16					IMS630TX		

External Turning Tools



Right-hand shown

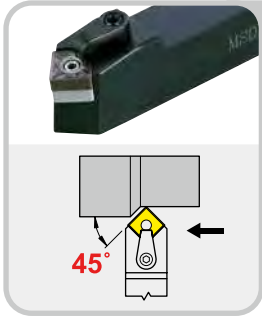
Order No.	Dimensions, mm					Insert	Pin	Shim	Wrench	Screw	Clamp	Wrench
	H	B	L	H1	f							
IMDJN ^{R/L} -2020K-1504	20	20	125	20	25	DN..1504..	IMLP46-AL	IDMS442	IPL25	IMS625TX	IMC622	IETL15
IMDJN ^{R/L} -2525M-1504	25	25	150	25	32					IMS630TX		
IMDJN ^{R/L} -2020K-1506	20	20	125	20	25	DN..1506..	IMLP46-AL	IDMS432	IPL25	IMS625TX	IMC622	IETL15
IMDJN ^{R/L} -2525M-1506	25	25	150	25	32					IMS630TX		



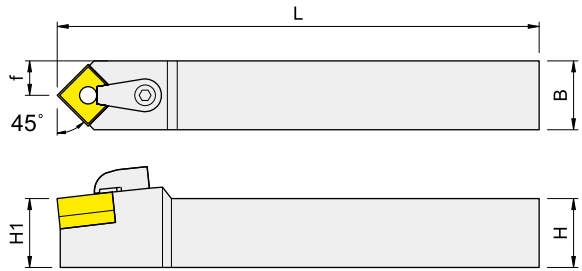
Right-hand shown

Order No.	Dimensions, mm					Insert	Pin	Screw	Wrench	Shim	Clamp	Wrench
	H	B	L	H1	f							
IMTQN ^{R/L} -2020K-16	20	20	125	20	25	TN..1604..	IMCP3	IMCS3S-11	IPL30	ITWS322	IMCW3-P40	IPL40
IMTQN ^{R/L} -2525M-16	25	25	150	25	32							

External Turning Tools

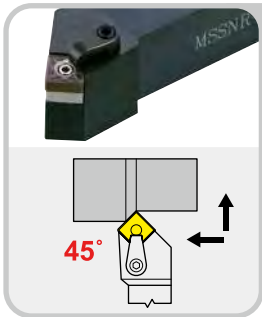


MSDN

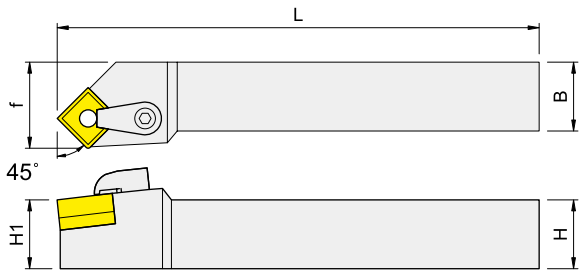


Right-hand shown

Order No.	Dimensions, mm					Insert	Pin	Shim	Wrench	Screw	Clamp	Wrench
	H	B	L	H1	f							
IMSDNN-2020K-12	20	20	125	20	10	SN..1204..	IMLP46-A	ISMS432	IPL25	IMS625TX	IMC620	IETL15
IMSDNN-2525M-12	25	25	150	25	12.5					IMS630TX		



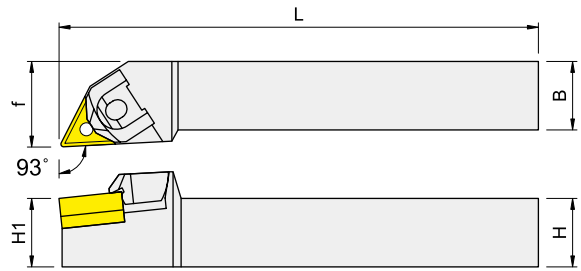
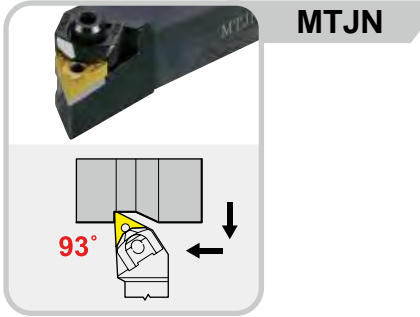
MSSN



Right-hand shown

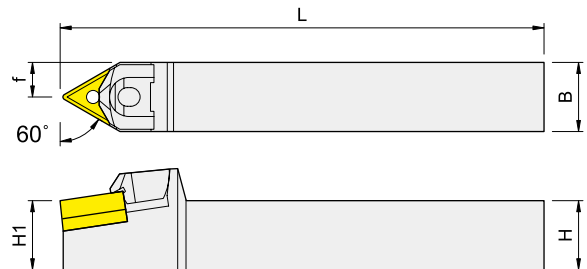
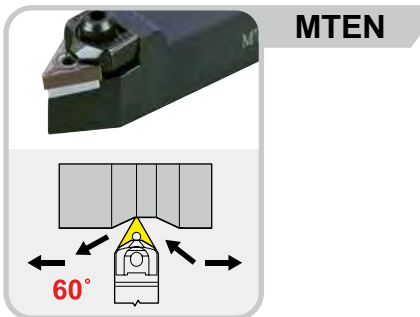
Order No.	Dimensions, mm					Insert	Pin	Shim	Wrench	Screw	Clamp	Wrench
	H	B	L	H1	f							
IMSSN ^R _L -1616K-12	16	16	125	16	20	SN..1204..	IMLP46-A	ISMS432	IPL25	IMS625TX	IMC620	IETL15
IMSSN ^R _L -2020K-12	20	20	125	20	25					IMS630TX		
IMSSN ^R _L -2525M-12	25	25	150	25	32					IMS630TX		

External Turning Tools



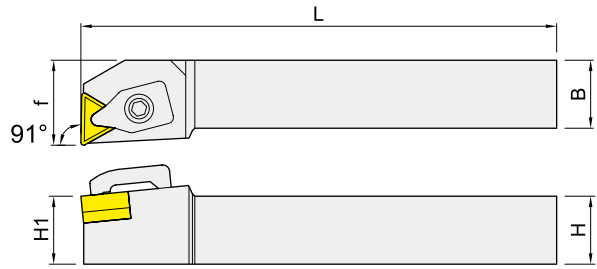
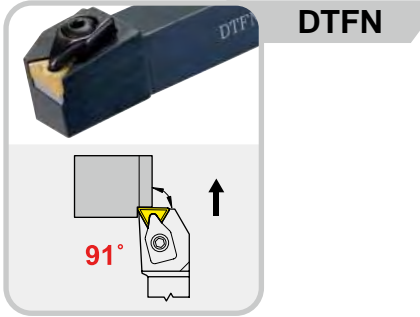
Right-hand shown

Order No.	Dimensions, mm					Insert	Pin	Screw	Wrench	Shim	Clamp	Wrench
	H	B	L	H1	f							
IMTJN ^R / _L -1216K-16	12	16	125	16	21	TN..1604..	IMCP3	IMCS3S-11	IPL30	ITWS322	IMCW3-P40	IPL40
IMTJN ^R / _L -1616K-16	16	16	125	16	21							
IMTJN ^R / _L -2020K-16	20	20	125	20	25							
IMTJN ^R / _L -2525M-16	25	25	150	25	32							
IMTJN ^R / _L -3232P-16	32	32	170	32	40							



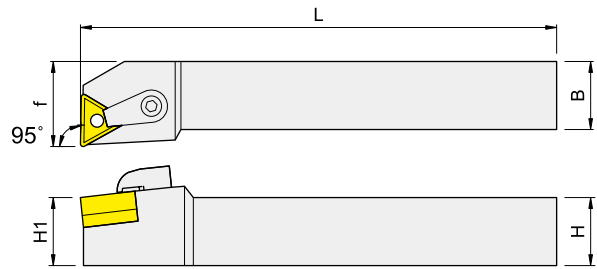
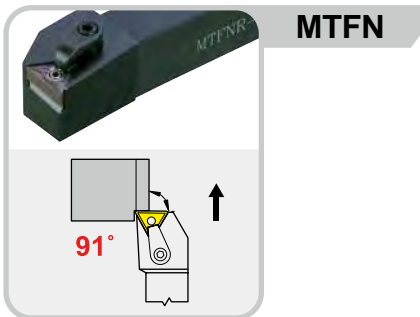
Order No.	Dimensions, mm					Insert	Pin	Screw	Wrench	Shim	Clamp	Wrench
	H	B	L	H1	f							
IMTENN-1216K-16	12	16	125	16	8	TN..1604..	IMCP3	IMCS3S-09	IPL30	ITWS322	IMCW3-P40	IPL40
IMTENN-1616K-16	16	16	125	16	8							
IMTENN-2020K-16	20	20	125	20	10							
IMTENN-2525M-16	25	25	150	25	12.5							

External Turning Tools



Right-hand shown

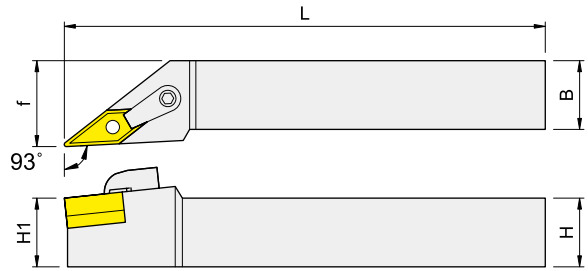
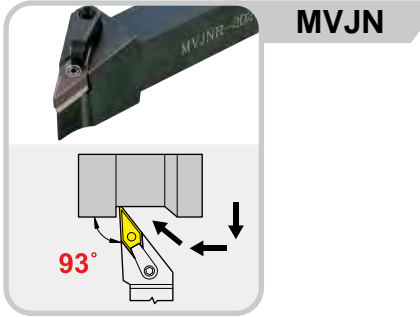
Order No.	Dimensions, mm					Insert	Shim	Screw	Wrench	Clamp	Wrench
	H	B	L	H1	f						
IDTFN ^R / _L -1616K-16	16	16	125	16	20	TN..1604..	ITWS322	IMS4008H	IPL25	IMCD324B	IPL40
IDTFN ^R / _L -2020K-16	20	20	125	20	25						
IDTFN ^R / _L -2525M-16	25	25	150	25	32						



Right-hand shown

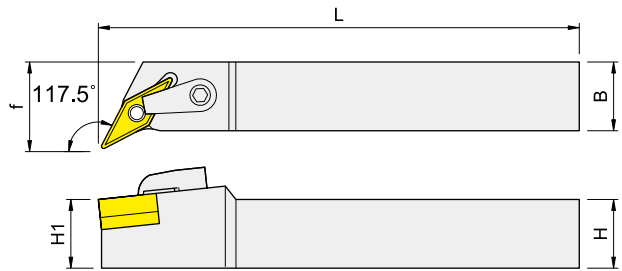

Order No.	Dimensions, mm					Insert	Pin	Shim	Wrench	Screw	Clamp	Wrench
	H	B	L	H1	f							
IMTFNR-1616K-16	16	16	125	16	20	TN..1604..	IMLP34L-A	ITMS322	IPL20	IMS625TX	IMC620	IETL15
IMTFNR-2020K-16	20	20	125	20	25							
IMTFNR-2525M-16	25	25	150	25	32					IMS630TX		

External Turning Tools



Right-hand shown

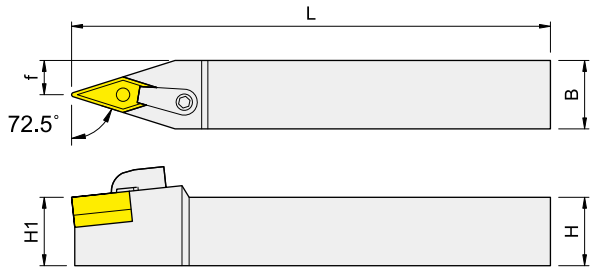
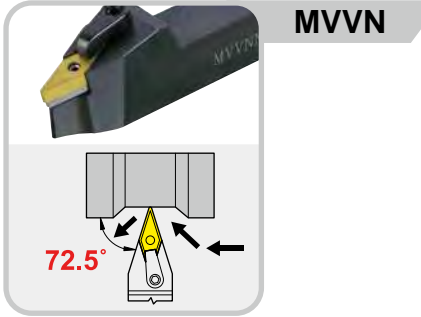
Order No.	Dimensions, mm					Insert	Pin	Shim	Wrench	Screw	Clamp	Wrench
	H	B	L	H1	f							
IMVJN ^R _L -1616K-16	16	16	125	16	21	VN..1604..	IMLP34L-A	IVMS322	IPL20	IMS625TX	IMC622	IETL15
IMVJN ^R _L -2020K-16	20	20	125	20	25					IMS630TX		
IMVJN ^R _L -2525M-16	25	25	150	25	32							



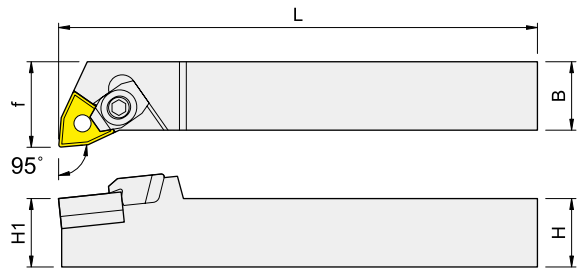
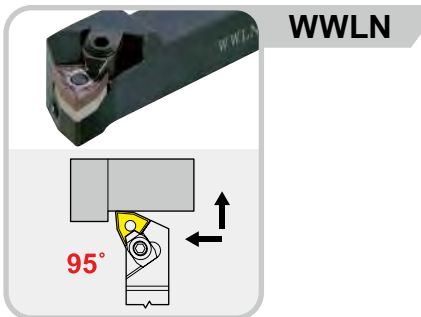
Right-hand shown

Order No.	Dimensions, mm					Insert	Pin	Shim	Wrench	Screw	Clamp	Wrench
	H	B	L	H1	f							
IMVQN ^R _L -2020K-16	20	20	125	20	25	VN..1604..	IMLP34L-A	IVMS322	IPL20	IMS625TX	IMC622	IETL15
IMVQN ^R _L -2525M-16	25	25	150	25	32					IMS630TX		

External Turning Tools



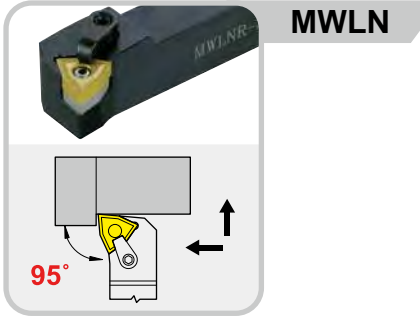
Order No.	Dimensions, mm					Insert	Pin	Shim	Wrench	Screw	Clamp	Wrench
	H	B	L	H1	f							
IMVVNN-1616K-16	16	16	125	16	8	VN..1604..	IMLP34L-A	IVMS322	IPL20	IMS625TX	IMC622	IETL15
IMVVNN-2020K-16	20	20	125	20	10					IMS630TX		
IMVVNN-2525M-16	25	25	150	25	12.5							



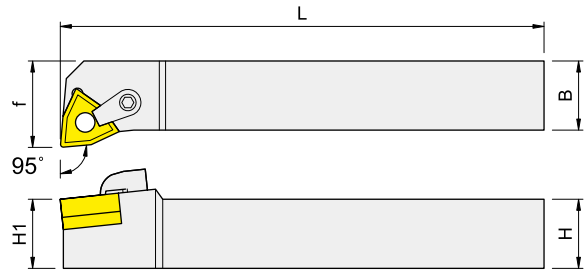
Right-hand shown

Order No.	Dimensions, mm					Insert	Pin	Screw	Wrench	Shim	Clamp	Wrench
	H	B	L	H1	f							
IWWLN ^R / _L -2020K-08	20	20	125	20	25	WN..0804..	IMCP4	IMCS3S-09	IPL30	IWMS432	IWCW6-P4	IPL40
IWWLN ^R / _L -2525M-08	25	25	150	25	32							

External Turning Tools

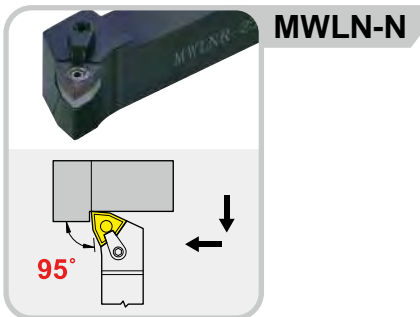


MWLN

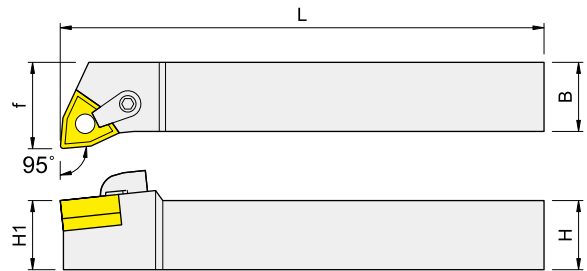


Right-hand shown

Order No.	Dimensions, mm					Insert	Pin	Shim	Wrench	Screw	Clamp	Wrench
	H	B	L	H1	f							
IMWLN ^R /L-2020K-08	20	20	125	20	25	WN..0804..	IMLP46-A	IWMS432	IPL25	IMS625TX	IMC620	IETL15
IMWLN ^R /L-2525M-08	25	25	150	25	32					IMS630TX		



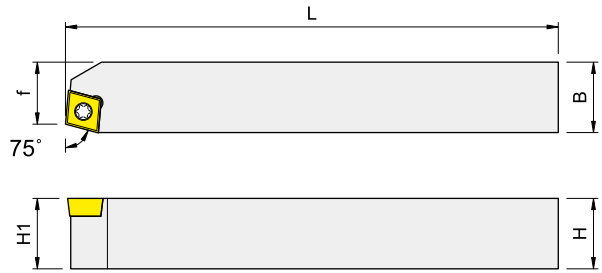
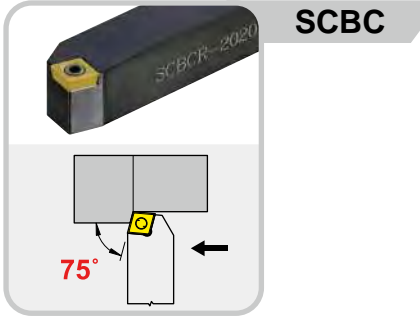
MWLN-N





Right-hand shown

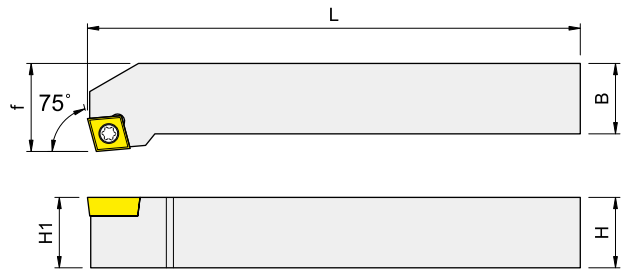
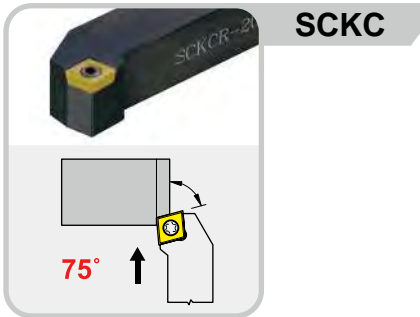
Order No.	Dimensions, mm					Insert	Pin	Shim	Wrench	Screw	Clamp	Wrench
	H	B	L	H1	f							
IMWLN ^R /L-2020K-08N	20	20	125	20	25	WN..0804..	IMLP46-A	IWMS432	IPL25	IMS625TX	IMC620	IETL15
IMWLN ^R /L-2525M-08N	25	25	150	25	32					IMS630TX		

External Turning Tools





Right-hand shown

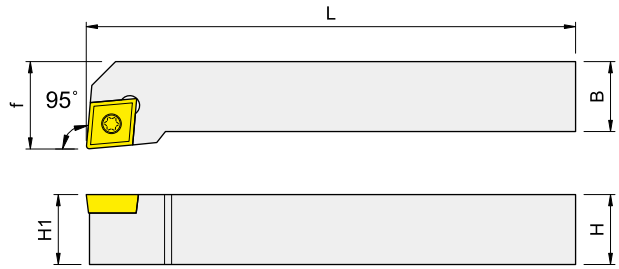
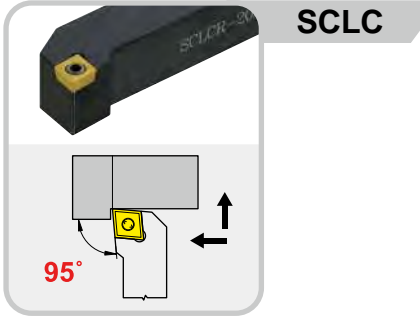
Order No.	Dimensions, mm					Insert	Clamp 	Wrench 
	H	B	L	H1	f			
ISCB ^R / _L -2020K-09	20	20	125	20	17.5	CC..09T3..	IMS4011A	ITK15



Right-hand shown

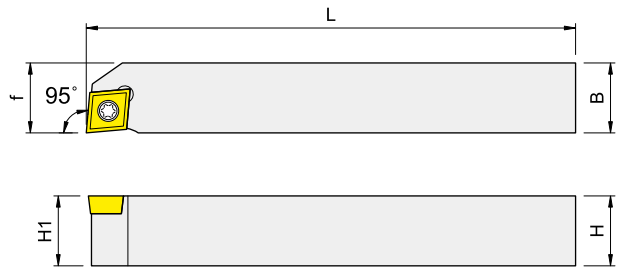
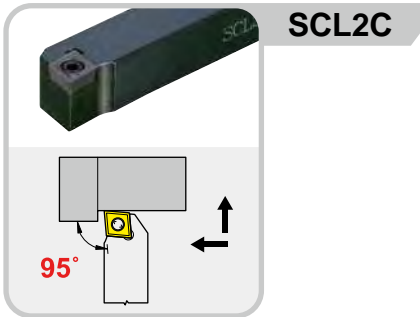
Order No.	Dimensions, mm					Insert	Clamp 	Wrench 
	H	B	L	H1	f			
ISCK ^R / _L -1212K-09	12	12	125	12	16	CC..09T3..	IMS4011A	ITK15
ISCK ^R / _L -1616K-09	16	16	125	16	20			
ISCK ^R / _L -2020K-09	20	20	125	20	25			
ISCK ^R / _L -2525M-09	25	25	150	25	32			

External Turning Tools



Right-hand shown

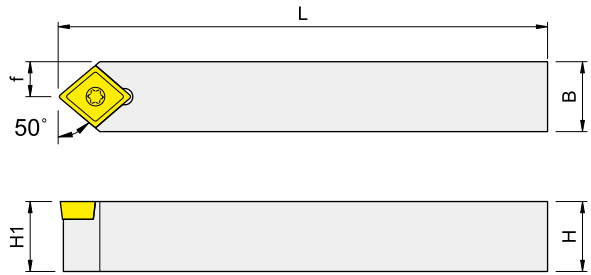
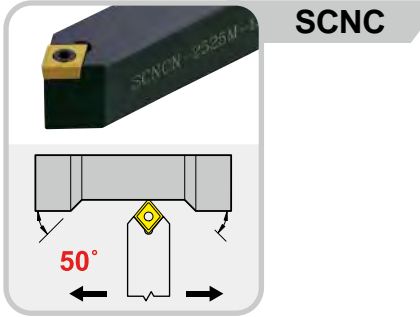
Order No.	Dimensions, mm					Insert	Clamp	Wrench
	H	B	L	H1	f			
ISCLC ^{R/L} -1010H-06	10	10	100	10	12	CC..0602..	IMS2506A	ITK09
ISCLC ^{R/L} -1010K-06	10	10	125	10	12			
ISCLC ^{R/L} -1212H-09	12	12	100	12	16	CC..09T3..	IMS4011A	ITK15
ISCLC ^{R/L} -1212K-09	12	12	125	12	16			
ISCLC ^{R/L} -1616K-09	16	16	125	16	20			
ISCLC ^{R/L} -2020K-09	20	20	125	20	25			
ISCLC ^{R/L} -2525M-09	25	25	150	25	32			
ISCLC ^{R/L} -2020K-12	20	20	125	20	25	CC..1204..	IMS5011A	ITK20
ISCLC ^{R/L} -2525K-12	25	25	150	25	32			



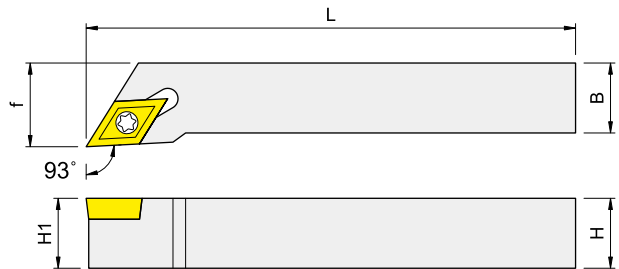
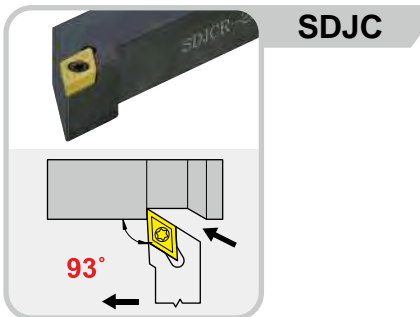
Right-hand shown

Order No.	Dimensions, mm					Insert	Clamp	Wrench
	H	B	L	H1	f			
ISCL2C ^{R/L} -1010H-06	10	10	100	10	10	CC..0602..	IMS2506A	ITK09
ISCL2C ^{R/L} -1212H-09	12	12	100	12	12	CC..09T3..	IMS4011A	ITK15
ISCL2C ^{R/L} -1616K-09	16	16	125	16	16			
ISCL2C ^{R/L} -2020K-09	20	20	125	20	25			

External Turning Tools



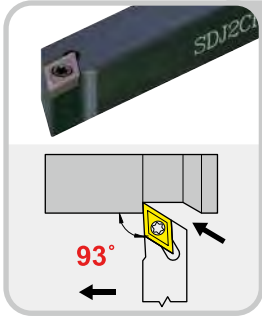
Order No.	Dimensions, mm					Insert	Clamp	Wrench
	H	B	L	H1	f			
ISCNCN-1616K-06	16	16	125	16	8	CC..0602..	IMS2506A	ITK09
ISCNCN-1212K-09	12	12	125	12	6	CC..09T3..	IMS4011A	ITK15
ISCNCN-1616K-09	16	16	125	16	8			
ISCNCN-2020K-09	20	20	125	20	10			
ISCNCN-2525M-09	25	25	150	25	12.5			
ISCNCN-2020K-12	20	20	125	20	10	CC..1204..	IMS5011A	ITK20
ISCNCN-2525M-12	25	25	150	25	12.5			



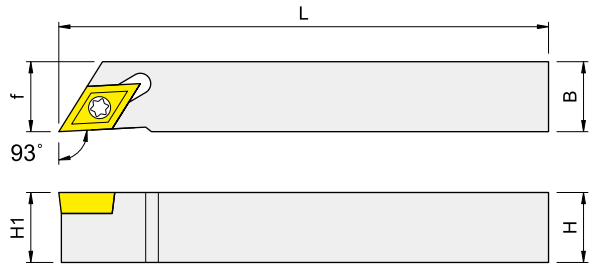
Right-hand shown

Order No.	Dimensions, mm					Insert	Clamp	Wrench
	H	B	L	H1	f			
ISDJC ^R / _L -1010H-07	10	10	100	10	12	DC..0702..	IMS2506B	ITK09
ISDJC ^R / _L -1212H-07	12	12	100	12	16			
ISDJC ^R / _L -1212K-07	12	12	125	12	16			
ISDJC ^R / _L -1616K-07	16	16	125	16	20			
ISDJC ^R / _L -2020K-07	20	20	125	20	25			
ISDJC ^R / _L -1212H-11	12	12	100	12	16	DC..11T3..	IMS4009A	ITK15
ISDJC ^R / _L -1212K-11	12	12	125	12	16			
ISDJC ^R / _L -1616K-11	16	16	125	16	20			
ISDJC ^R / _L -2020K-11	20	20	125	20	25			
ISDJC ^R / _L -2525M-11	25	25	150	25	32			

External Turning Tools

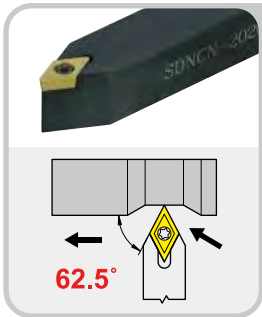


SDJ2C

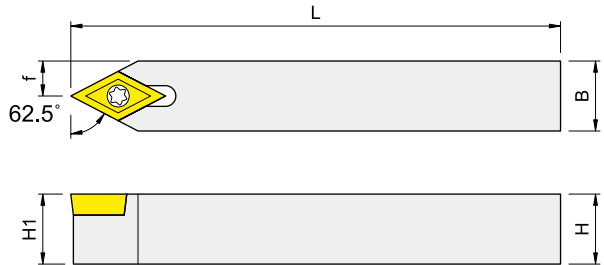


Right-hand shown

Order No.	Dimensions, mm					Insert	Clamp	Wrench
	H	B	L	H1	f			
ISDJ2C ^{R/L} -1010H-07	10	10	100	10	10	DC..0702..	IMS2506B	ITK09
ISDJ2C ^{R/L} -1212H-07	12	12	100	12	12			
ISDJ2C ^{R/L} -1212K-07	12	12	125	12	12			
ISDJ2C ^{R/L} -1616K-07	16	16	125	16	16			
ISDJ2C ^{R/L} -2020K-07	20	20	125	20	20			
ISDJ2C ^{R/L} -2525M-07	25	25	150	25	25			
ISDJ2C ^{R/L} -1010H-11	10	10	100	10	10	DC..11T3..	IMS4009A	ITK15
ISDJ2C ^{R/L} -1010K-11	10	10	125	10	10		IMS4011A	
ISDJ2C ^{R/L} -1212H-11	12	12	100	12	12			
ISDJ2C ^{R/L} -1616K-11	16	16	125	16	16			
ISDJ2C ^{R/L} -2020K-11	20	20	125	20	20			
ISDJ2C ^{R/L} -2525M-11	25	25	150	25	25			
ISDJ2C ^{R/L} -3232P-11	32	32	170	32	32			

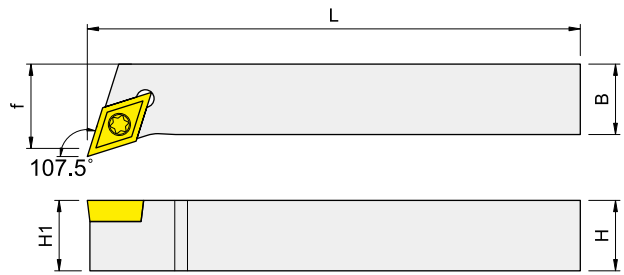
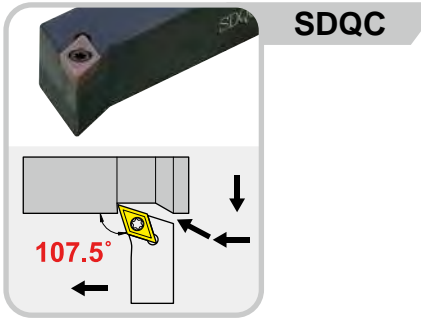


SDNC



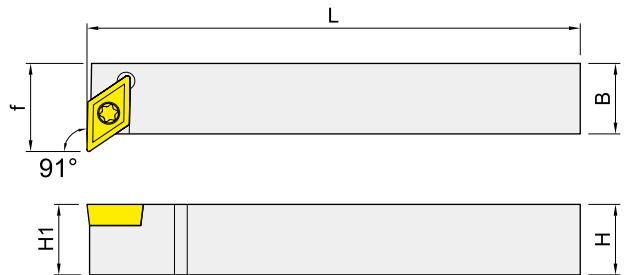
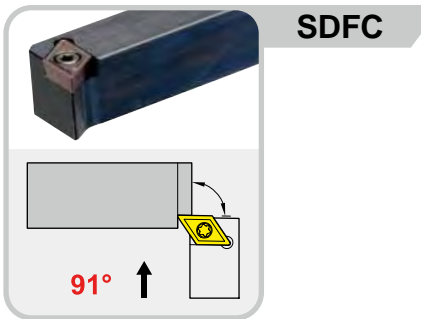
Order No.	Dimensions, mm					Insert	Clamp	Wrench
	H	B	L	H1	f			
ISDNCN-1010H-07	10	10	100	10	5	DC..0702..	IMS2506B	ITK09
ISDNCN-1212H-07	12	12	100	12	6			
ISDNCN-1616K-07	16	16	125	16	8			
ISDNCN-1212H-11	12	12	100	12	6	DC..11T3..	IMS4011A	ITK15
ISDNCN-1212K-11	12	12	125	12	6			
ISDNCN-1616K-11	16	16	125	16	8			
ISDNCN-2020K-11	20	20	125	20	10			
ISDNCN-2525M-11	25	25	150	25	12.5			

External Turning Tools



Right-hand shown


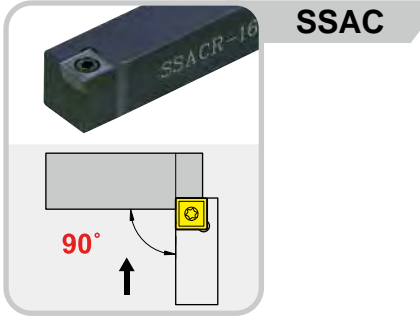
Order No.	Dimensions, mm					Insert	Clamp	Wrench
	H	B	L	H1	f			
ISDQC ^R / _L -1212H-11	12	12	100	12	16	DC..11T3..	IMS4011A	ITK15
ISDQC ^R / _L -1616K-11	16	16	125	16	20			
ISDQC ^R / _L -2020K-11	20	20	125	20	25			
ISDQC ^R / _L -2525M-11	25	25	150	25	32			



Right-hand shown

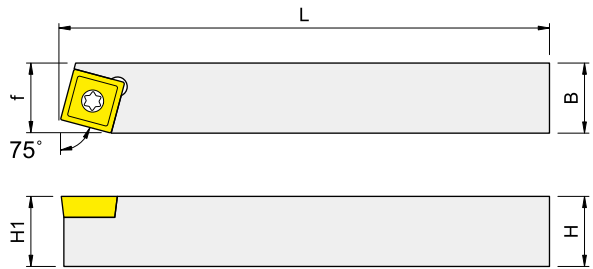
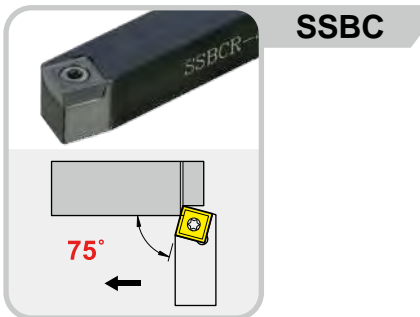
Order No.	Dimensions, mm					Insert	Clamp	Wrench
	H	B	L	H1	f			
ISDFC ^R / _L -1212K-07	12	12	125	12	16	DC..0702..	IMS2506B	ITK09
ISDFC ^R / _L -1212K-11	12	12	125	12	19	DC..11T3..	IMS4011A	ITK15
ISDFC ^R / _L -1616K-11	16	16	125	16	20			

External Turning Tools



Right-hand shown

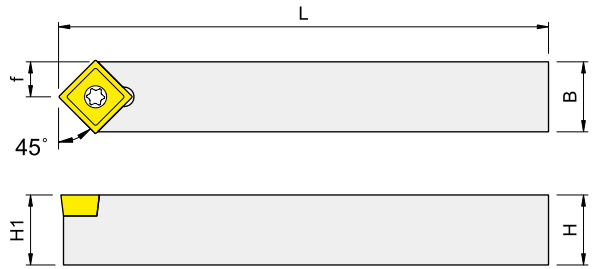
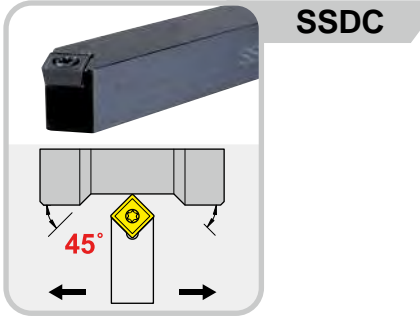
Order No.	Dimensions, mm					Insert	Clamp 	Wrench
	H	B	L	H1	f			
ISSAC ^R / _L -3.4H-09	9.5	12.7	100	9.5	12.7	SC..09T3..	IMS4009A	ITK15
ISSAC ^R / _L -4.4H-09	12.7	12.7	100	12.7	12.7		IMS4011A	ITK15
ISSACR-1212H-09	12	12	100	12	12			
ISSAC ^R / _L -1616K-09	16	16	125	16	16			



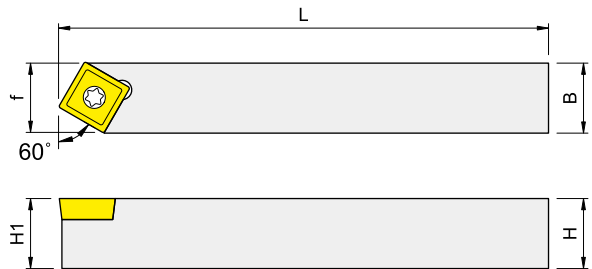
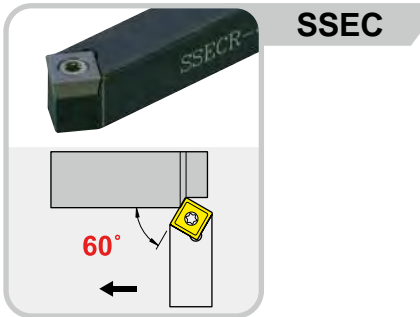
Right-hand shown

Order No.	Dimensions, mm					Insert	Clamp 	Wrench
	H	B	L	H1	f			
ISSBC ^R / _L -3.4H-09	9.5	12.7	100	9.5	12.7	SC..09T3..	IMS4009A	ITK15
ISSBC ^R / _L -4.4H-09	12.7	12.7	100	12.7	12.7		IMS4011A	ITK15
ISSBC ^R / _L -1212H-09	12	12	100	12	12			

External Turning Tools



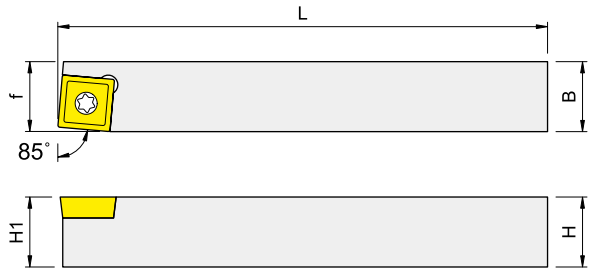
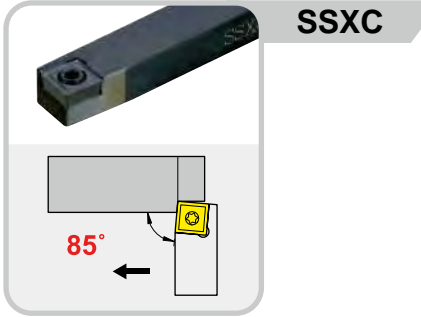
Order No.	Dimensions, mm					Insert	Clamp	Wrench
	H	B	L	H1	f			
ISSDCN-3.4H-09	9.5	12.7	100	9.5	6.35	SC..09T3..	IMS4009A	ITK15
ISSDCN-4.4H-09	12.7	12.7	100	12.7	6.35	SC..09T3..	IMS4011A	ITK15
ISSDCN-1212H-09	12	12	100	12	6			
ISSDCN-1616K-09	16	16	125	16	8			
ISSDCN-2020K-09	20	20	125	20	10			
ISSDCN-2525M-09	25	25	150	25	12.5			





Right-hand shown

Order No.	Dimensions, mm					Insert	Clamp	Wrench
	H	B	L	H1	f			
ISSEC ^R / _L -3.4H-09	9.5	12.7	100	9.5	12.7	SC..09T3..	IMS4009A	ITK15
ISSEC ^R / _L -4.4H-09	12.7	12.7	100	12.7	12.7	SC..09T3..	IMS4011A	ITK15
ISSEC ^R / _L -1212H-09	12	12	100	12	12			

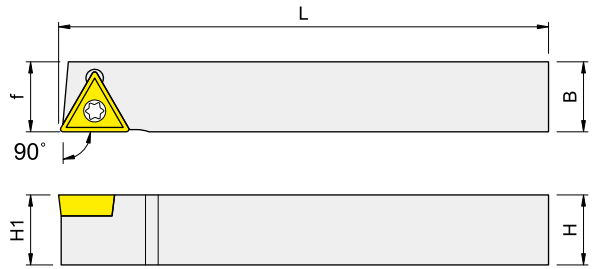
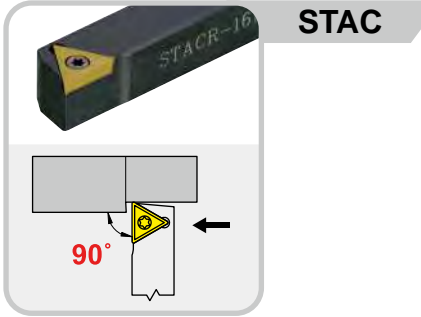
External Turning Tools



Right-hand shown

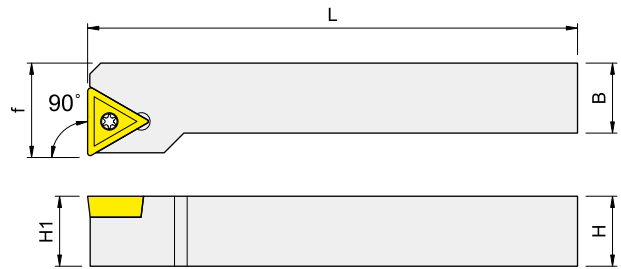
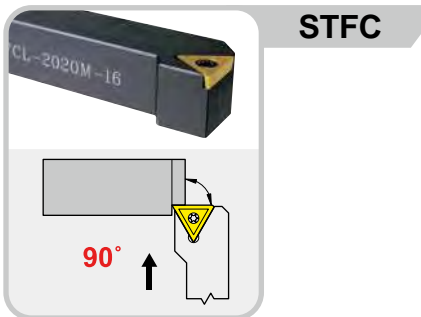
Order No.	Dimensions, mm					Insert	Clamp 	Wrench 
	H	B	L	H1	f			
ISSXCR-3.4H-09	9.5	12.7	100	9.5	12.7	SC..09T3..	IMS4009A	ITK15

External Turning Tools



Right-hand shown

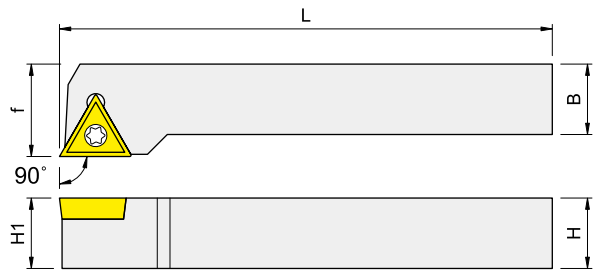
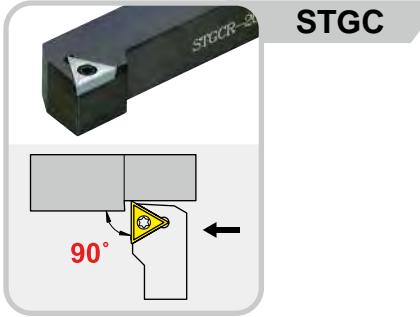
Order No.	Dimensions, mm					Insert	Clamp 	Wrench
	H	B	L	H1	f			
ISTACR-1010H-11	10	10	100	10	10	TC..1102..	IMS2506A	ITK09
ISTACR-1212H-11	12	12	100	12	12			
ISTACR-1616K-11	16	16	125	16	16			
ISTACR-3.4H-11	9.5	12.7	100	9.5	12.7			
ISTACR-4.4H-11	12.7	12.7	100	12.7	12.7			
ISTACR-1616K-16	16	16	125	16	16	TC..16T3..	IMS4011A	ITK15



Right-hand shown

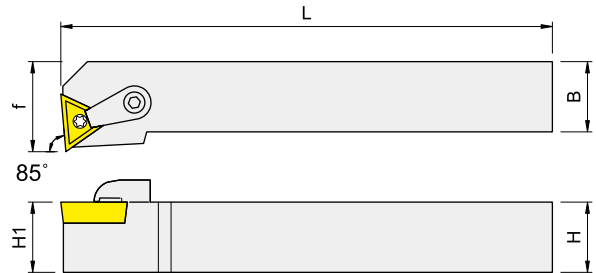
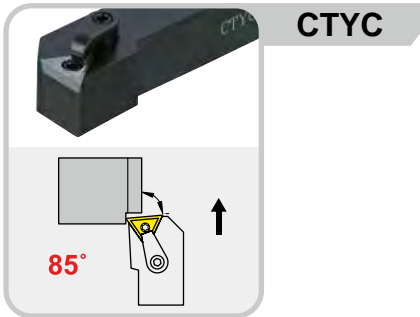
Order No.	Dimensions, mm					Insert	Clamp 	Wrench
	H	B	L	H1	f			
ISTFC ^R / _L -2020K-16	20	20	125	20	25	TC..16T3..	IMS4011A	ITK15
ISTFC ^R / _L -2525M-16	25	25	150	25	32			

External Turning Tools



Right-hand shown

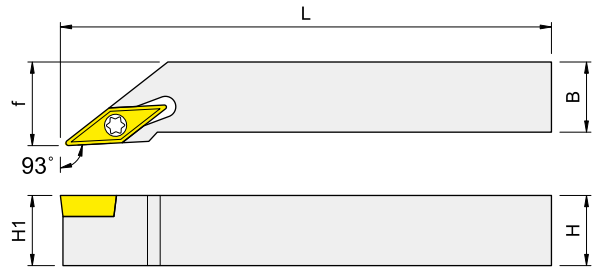
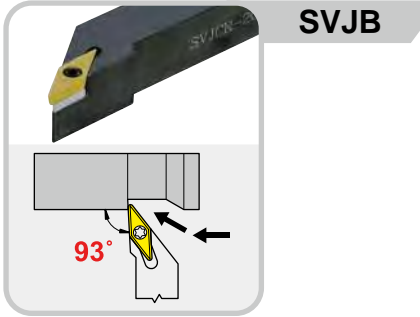
Order No.	Dimensions, mm					Insert	Clamp 	Wrench
	H	B	L	H1	f			
ISTGC ^R / _L -1212K-16	12	12	100	12	16	TC..16T3..	IMS4011A	ITK15
ISTGC ^R / _L -1616K-16	16	16	125	16	20			
ISTGC ^R / _L -2020K-16	20	20	125	20	25			
ISTGC ^R / _L -2525M-16	25	25	150	25	32			



Right-hand shown

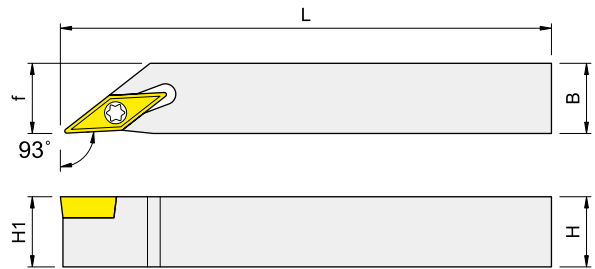
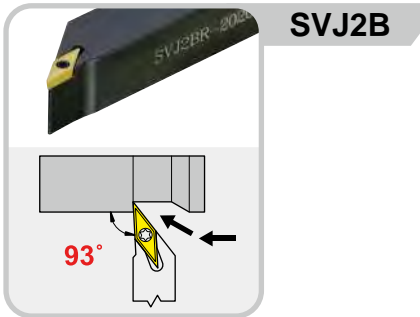
Order No.	Dimensions, mm					Insert	Screw 	Wrench 	Screw 	Clamp 	Wrench
	H	B	L	H1	f						
ICTYC ^R / _L -2020K-16	20	20	125	20	25	TC..16T3..	IMS4011A	ITK15	IMS625TX	IMC620	IETL15

External Turning Tools



Right-hand shown

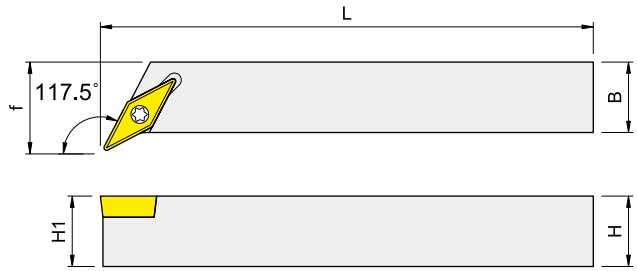
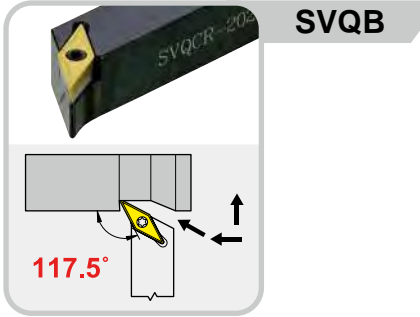
Order No.	Dimensions, mm					Insert	Shim	Screw	Wrench	Screw	Wrench
	H	B	L	H1	f						
ISVJB ^{R/L} -1616K-16	16	16	125	16	20	VB..1604..	IVSS322	IMDS5035S	IPL35	IMS3512B	ITK15
ISVJB ^{R/L} -2020K-16	20	20	125	20	25						
ISVJB ^{R/L} -2525M-16	25	25	150	25	32						
ISVJC ^{R/L} -1010H-11	10	10	100	10	12	VC..1103..	--	--	--	IMS2506A	ITK09
ISVJC ^{R/L} -1212K-11	12	12	125	12	16						
ISVJC ^{R/L} -1616K-11	16	16	125	16	20						
ISVJC ^{R/L} -2020K-11	20	20	125	20	25						
ISVJC ^{R/L} -2525M-11	25	25	150	25	32						



Right-hand shown

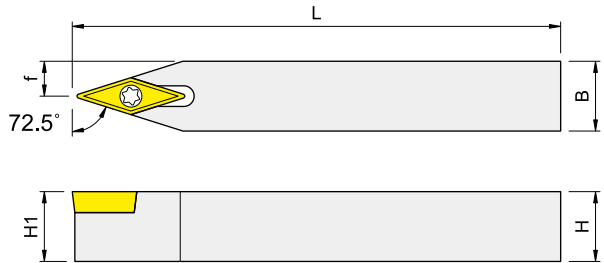
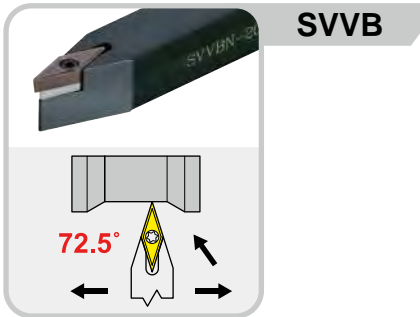
Order No.	Dimensions, mm					Insert	Screw	Wrench	Screw	Clamp	Wrench
	H	B	L	H1	f						
ISVJ2C ^{R/L} -1010H-11	10	10	100	10	10	VC..1103..	--	--	--	IMS2506A	ITK09
ISVJ2C ^{R/L} -1212H-11	12	12	100	12	12						
ISVJ2C ^{R/L} -1616K-11	16	16	125	16	16						
ISVJ2C ^{R/L} -2020K-11	20	20	125	20	20						

External Turning Tools



Right-hand shown


Order No.	Dimensions, mm					Insert	Shim	Screw	Wrench	Screw	Wrench
	H	B	L	H1	f						
ISVQB ^R / _L -2020K-16	20	20	125	20	25	VB..1604..	IVSS322	IMDS5035S	IPL35	IMS3512B	ITK15
ISVQB ^R / _L -2525M-16	25	25	150	25	32						
ISVQC ^R / _L -1212H-11	12	12	100	12	16	VC..1103..	--	--	--	IMS2506A	ITK09
ISVQC ^R / _L -1616K-11	16	16	125	16	20						
ISVQC ^R / _L -2020K-11	20	20	125	20	25						



Order No.	Dimensions, mm					Insert	Screw	Wrench	Screw	Clamp	Wrench
	H	B	L	H1	f						
ISVVBN-1616K-16	16	16	125	16	8	VB..1604..	IVSS322	IMDS5035S	IPL35	IMS3512B	ITK15
ISVVBN-2020K-16	20	20	125	20	10						
ISVVBN-2525M-16	25	25	150	25	12.5						
ISVVCN-1010H-11	10	10	100	10	5	VC..1103..	--	--	--	IMS2506A	ITK09
ISVVCN-1212K-11	12	12	125	12	6						
ISVVCN-1616K-11	16	16	125	16	8						
ISVVCN-2020K-11	20	20	125	20	10						
ISVVCN-2525M-11	25	25	150	25	12.5						

INDEX

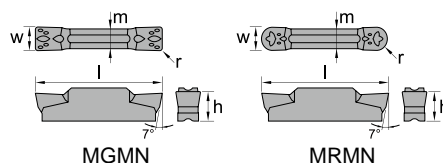
- MGEH - for general cutting, depth below 20mm, 2 cutting edges.....C070
- KGM - for high feed cutting, depth below 20mm, 2 cutting edges.....C072
- SGIH - for parting of large workpieces, 1 cutting edge.....C074
- KTGF - for shallow grooving, depth below 2.5mm, 3 cutting edges.....C076



Insert Specifications

Insert	Dimensions (mm)				
	w	r	l	h	m
MGMN200	2.0	0.2	16	3.5	1.60
MGMN300	3.0	0.4	21	4.8	2.35
MGMN400	4.0	0.4	21	4.8	3.30
MRMN200	2.0	1.0	16	3.5	1.60
MRMN300	3.0	1.5	21	4.8	2.35
MRMN400	4.0	2.0	21	4.8	3.30

Chipbreaker	
MG	For general cutting



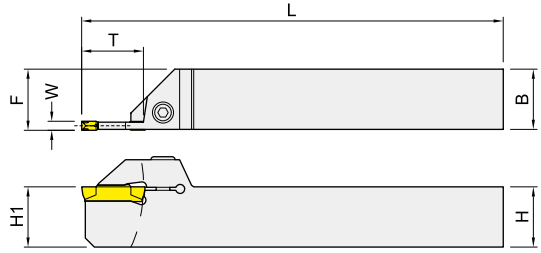

Insert Order Code

Inserts	Order No.	Designation	Working Material					
			P	M	K	N	S	H
	IMGMN200SG32HS	MGMN200-SG-CX32HS	●	●	●		○	○
	IMGMN200SG33TS	MGMN200-SG-CX33TS	●	●	●		●	●
	IMGMN200SG43TS	MGMN200-SG-CX43TS	●	●	●		●	
	IMGMN300MG32HS	MGMN300-MG-CX32HS	●	●	●		○	○
	IMGMN300MG33TS	MGMN300-MG-CX33TS	●	●	●		●	●
	IMGMN300MG43TS	MGMN300-MG-CX43TS	●	●	●		●	
	IMGMN400MG32HS	MGMN400-MG-CX32HS	●	●	●		○	○
	IMGMN400MG33TS	MGMN400-MG-CX33TS	●	●	●		●	●
	IMGMN400MG43TS	MGMN400-MG-CX43TS	●	●	●		●	
	IMRMN200MG32HS	MRMN200-MG-CX32HS	●	●	●		○	○
	IMRMN200MG33TS	MRMN200-MG-CX33TS	●	●	●		●	●
	IMRMN200MG43TS	MRMN200-MG-CX43TS	●	●	●		●	
	IMRMN300MG32HS	MRMN300-MG-CX32HS	●	●	●		○	○
	IMRMN300MG33TS	MRMN300-MG-CX33TS	●	●	●		●	●
	IMRMN300MG43TS	MRMN300-MG-CX43TS	●	●	●		●	
	IMRMN400MG32HS	MRMN400-MG-CX32HS	●	●	●		○	○
	IMRMN400MG33TS	MRMN400-MG-CX33TS	●	●	●		●	●
	IMRMN400MG43TS	MRMN400-MG-CX43TS	●	●	●		●	

* CX32HS, CX33TS grade for General cutting.
CX43TS grade for Interrupted cutting.

MGEH Series

Tool Holder Specifications



Right-hand shown

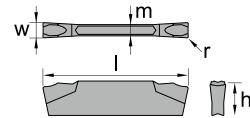
Order No.	Dimensions (mm)						Inserts	Screw	Wrench
	H (H1)	B	L	F	T	W			
IMGEH ^R / _L 1616K2T16T	16	16	125	16.25	16	2.0	MGMN200.. MRMN200..	IHTMT520	IETL25
IMGEH ^R / _L 2020K2T20T	20	20	125	20.25	20	2.0		IHTMT525	IETL25
IMGEH ^R / _L 2525M2T20T	25	25	150	25.25	20	2.0		IHTMT525	IETL25
IMGEH ^R / _L 1616K3T20T	16	16	125	16.30	20	3.0	MGMN300.. MRMG300..	IHTMT520	IETL25
IMGEH ^R / _L 2020K3T20T	20	20	125	20.30	20	3.0		IHTMT525	IETL25
IMGEHR2525M3T20T	25	25	150	25.30	20	3.0		IHTMT525	IETL25
IMGEHR2525M4T20T	25	25	150	25.35	20	4.0	MGMN400.. MRMN400..	IHTMT525	IETL25

KGM Series

Insert Specifications

Insert	Dimensions (mm)				
	w	r	l	h	m
GMM2020	2.0	0.20	20	4.3	1.5
GMM2520	2.5	0.20	20	4.3	1.9
GMM3020	3.0	0.25	20	4.3	2.3

Chipbreaker	
MR	For high feed cutting



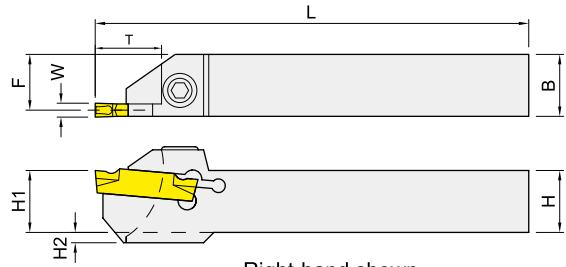
Insert Order Code

Inserts	Order No.	Designation	Working Material					
			P	M	K	N	S	H
	IGMM2020MR32HS	GMM2020-MR-CX32HS	●	●	●		○	○
	IGMM2020MR33TS	GMM2020-MR-CX33TS	●	●	●		●	●
	IGMM2020MR43TS	GMM2020-MR-CX43TS	●	●	●		●	
	IGMM2520MR32HS	GMM2520-MR-CX32HS	●	●	●		○	○
	IGMM2520MR33TS	GMM2520-MR-CX33TS	●	●	●		●	●
	IGMM3020MR32HS	GMM3020-MR-CX32HS	●	●	●		○	○
	IGMM3020MR33TS	GMM3020-MR-CX33TS	●	●	●		●	●

* CX32HS, CX33TS grade for General cutting.
CX43TS grade for Interrupted cutting.

KGM Series

Tool Holder Specifications

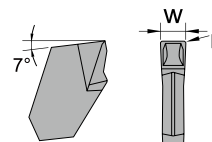


Right-hand shown


Order No.	Dimensions (mm)						W (mm)		Inserts	Screw	Wrench	
	H (H1)	B	L	F	T	H2	min	max				
IKGM ^R / _L 1212K1.5L10	12	12	125	11.4	10	2	1.5	2.0	GMM2020..	IHTM416	IPL30	
IKGM ^R / _L 1616K1.5L10	16	16	125	15.4	10	-	1.5	2.0		IHTMT520	IETL25	
IKGM ^R / _L 2020K1.5L10	20	20	125	19.4	10	-	1.5	2.0		IHTMT525	IETL25	
IKGM ^R / _L 2525M1.5L10	25	25	150	24.4	10	-	1.5	2.0		IHTMT525	IETL25	
IKGM ^R / _L 1212K2TL10	12	12	125	11.1	10	2	2.0	3.0	GMM2020.. GMM2520.. GMM3020..	IHTM416	IPL30	
IKGM ^R / _L 1616K2TL10	16	16	125	15.1	10	-	2.0	3.0		IHTMT520	IETL25	
IKGM ^R / _L 2020K2TL10	20	20	125	19.1	10	-	2.0	3.0		IHTMT525	IETL25	
IKGM ^R / _L 2525M2TL10	25	25	150	24.1	10	-	2.0	3.0		IHTMT525	IETL25	
IKGM ^R / _L 1212K2TL13	12	12	125	11.1	13	3	2.0	3.0		IHTM420	IPL30	
IKGM ^R / _L 1616K2TL13	16	16	125	15.1	13	-	2.0	3.0		IHTMT520	IETL25	
IKGM ^R / _L 2020K2TL13	20	20	125	19.1	13	-	2.0	3.0		IHTMT525	IETL25	
IKGM ^R / _L 2525M2TL13	25	25	150	24.1	13	-	2.0	3.0		IHTMT525	IETL25	
IKGM ^R / _L 1212K2TL17	12	12	125	11.1	17	4	2.0	3.0		IHTM420	IPL30	
IKGM ^R / _L 1616K2TL17	16	16	125	15.1	17	-	2.0	3.0		IHTMT520	IETL25	
IKGM ^R / _L 2020K2TL17	20	20	125	19.1	17	-	2.0	3.0		IHTMT525	IETL25	
IKGM ^R / _L 2525M2TL17	25	25	150	24.1	17	-	2.0	3.0		IHTMT525	IETL25	
IKGM ^R / _L 1616K3TL16	16	16	125	14.8	16	-	3.0	4.0		GMM3020..	IHTMT520	IETL25
IKGM ^R / _L 2020K3TL16	20	20	125	18.8	16	-	3.0	4.0			IHTMT525	IETL25
IKGM ^R / _L 2525M3TL16	25	25	150	23.8	16	-	3.0	4.0			IHTMT525	IETL25
IKGM ^R / _L 1616K3TL20	16	16	125	14.8	20	4	3.0	4.0			IHTMT525	IETL25
IKGM ^R / _L 2020K3TL20	20	20	125	18.8	20	-	3.0	4.0	IHTMT525		IETL25	
IKGM ^R / _L 2525M3TL20	25	25	150	23.8	20	-	3.0	4.0	IHTMT525		IETL25	
IKGMR3232P3TL20	32	32	170	30.8	20	-	3.0	4.0	IHTMT525		IETL25	

Insert Specifications

Insert	Dimensions (mm)	
	w	r
TGTN0220	2.2	0.2
TGTN0310	3.1	0.2
TGTN0410	4.1	0.25



Insert Order Code

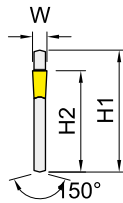

Inserts	Order No.	Designation	Working Material					
			P	M	K	N	S	H
	ITGTN022032HS	TGTN0220-CX32HS	●	●	●		○	○
	ITGTN022033TS	TGTN0220-CX33TS	●	●	●		●	●
	ITGTN022043TS	TGTN0220-CX43TS	●	●	●		●	
	ITGTN031032HS	TGTN0310-CX32HS	●	●	●		○	○
	ITGTN031033TS	TGTN0310-CX33TS	●	●	●		●	●
	ITGTN031043TS	TGTN0310-CX43TS	●	●	●		●	
	ITGTN041032HS	TGTN0410-CX32HS	●	●	●		○	○
	ITGTN041033TS	TGTN0410-CX33TS	●	●	●		●	●
	ITGTN041042HS	TGTN0410-CX42HS	●	●	●		●	

* CX32HS, CX33TS grade for General cutting.
CX43TS grade for Interrupted cutting.

SGIH Series

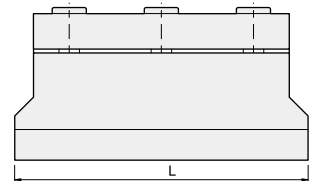
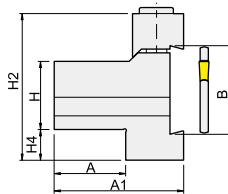
Tool Holder Specifications

SGIH



Order No.	Dimensions (mm)				Insert	Tool Block	Wrench
	H1	H2	L	W			
ISGIH26-2	26	21.4	110	2.2	TGTN0220	ISGTBU...-26	IESG-1
ISGIH26-3	26	21.4	110	3.1	TGTN0310		
ISGIH26-4	26	21.4	110	4.1	TGTN0410		
ISGIH32-2	32	25	150	2.2	TGTN0220	ISGTBU...-32	
ISGIH32-3	32	25	150	3.1	TGTN0310		
ISGIH32-4	32	25	150	4.1	TGTN0410		

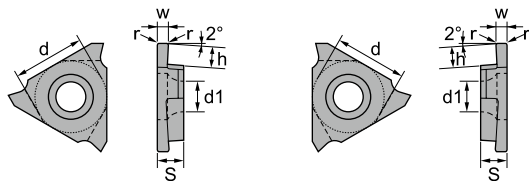
SGTBU



Order No.	Dimensions (mm)							Screw	Wrench	BLADE
	H	B	A	A1	L	H2	H4			
ISGTBU20-26	20	26	21	38	86	43	9	IHTM630	IPL50	ISGIH26-3
ISGTBU25-26	25	26	23	40	86	43	4			
ISGTBU20-32	20	32	21	40	110	50	13			
ISGTBU25-32	25	32	23	42	110	50	8			ISGIH32-3

KTGF Series

Insert Specifications & Order Code



Right hand

Left hand



Order No.	Designation	Dimensions (mm)						Max Depth of Cut		Working Material					
		w	h	r	S	d	d1	O.D.	I.D.	P	M	K	N	S	H
ITGF32R0331555	TGF32R033-CX1555	0.33	1.0	0.05	3.18	9.525	4.4	0.8	0.5	●	●	●		○	○
ITGF32L0331555	TGF32L033-CX1555	0.33	1.0	0.05	3.18	9.525	4.4	0.8	0.5	●	●	●		○	○
ITGF32R0501555	TGF32R050-CX1555	0.50	1.4	0.05	3.18	9.525	4.4	1.2	0.8	●	●	●		○	○
ITGF32L0501555	TGF32L050-CX1555	0.50	1.4	0.05	3.18	9.525	4.4	1.2	0.8	●	●	●		○	○
ITGF32R0751555	TGF32R075-CX1555	0.75	2.5	0.1	3.18	9.525	4.4	2.0	1.5	●	●	●		○	○
ITGF32L0751555	TGF32L075-CX1555	0.75	2.5	0.1	3.18	9.525	4.4	2.0	1.5	●	●	●		○	○
ITGF32R0951555	TGF32R095-CX1555	0.95	2.5	0.1	3.18	9.525	4.4	2.0	1.5	●	●	●		○	○
ITGF32L0951555	TGF32L095-CX1555	0.95	2.5	0.1	3.18	9.525	4.4	2.0	1.5	●	●	●		○	○
ITGF32R1001555	TGF32R100-CX1555	1.00	2.5	0.1	3.18	9.525	4.4	2.0	1.5	●	●	●		○	○
ITGF32L1001555	TGF32L100-CX1555	1.00	2.5	0.1	3.18	9.525	4.4	2.0	1.5	●	●	●		○	○
ITGF32R1101555	TGF32R110-CX1555	1.10	2.5	0.1	3.18	9.525	4.4	2.0	1.5	●	●	●		○	○
ITGF32L1101555	TGF32L110-CX1555	1.10	2.5	0.1	3.18	9.525	4.4	2.0	1.5	●	●	●		○	○
ITGF32R1251555	TGF32R125-CX1555	1.25	2.5	0.1	3.18	9.525	4.4	2.0	1.5	●	●	●		○	○
ITGF32L1251555	TGF32L125-CX1555	1.25	2.5	0.1	3.18	9.525	4.4	2.0	1.5	●	●	●		○	○
ITGF32R1351555	TGF32R135-CX1555	1.35	2.5	0.1	3.18	9.525	4.4	2.0	1.5	●	●	●		○	○
ITGF32L1351555	TGF32L135-CX1555	1.35	2.5	0.1	3.18	9.525	4.4	2.0	1.5	●	●	●		○	○
ITGF32R1451555	TGF32R145-CX1555	1.45	2.5	0.1	3.18	9.525	4.4	2.0	1.5	●	●	●		○	○
ITGF32L1451555	TGF32L145-CX1555	1.45	2.5	0.1	3.18	9.525	4.4	2.0	1.5	●	●	●		○	○
ITGF32R1501555	TGF32R150-CX1555	1.50	2.5	0.1	3.18	9.525	4.4	2.0	1.5	●	●	●		○	○
ITGF32L1501555	TGF32L150-CX1555	1.50	2.5	0.1	3.18	9.525	4.4	2.0	1.5	●	●	●		○	○
ITGF32R1651555	TGF32R165-CX1555	1.65	2.5	0.1	3.18	9.525	4.4	2.0	1.5	●	●	●		○	○
ITGF32L1651555	TGF32L165-CX1555	1.65	2.5	0.1	3.18	9.525	4.4	2.0	1.5	●	●	●		○	○
ITGF32R1751555	TGF32R175-CX1555	1.75	2.5	0.1	3.18	9.525	4.4	2.0	1.5	●	●	●		○	○
ITGF32L1751555	TGF32L175-CX1555	1.75	2.5	0.1	3.18	9.525	4.4	2.0	1.5	●	●	●		○	○
ITGF32R1801555	TGF32R180-CX1555	1.80	2.5	0.1	3.18	9.525	4.4	2.0	1.5	●	●	●		○	○
ITGF32L1801555	TGF32L180-CX1555	1.80	2.5	0.1	3.18	9.525	4.4	2.0	1.5	●	●	●		○	○
ITGF32R1851555	TGF32R185-CX1555	1.85	2.5	0.1	3.18	9.525	4.4	2.0	1.5	●	●	●		○	○
ITGF32L1851555	TGF32L185-CX1555	1.85	2.5	0.1	3.18	9.525	4.4	2.0	1.5	●	●	●		○	○
ITGF32R2001555	TGF32R200-CX1555	2.00	2.5	0.1	3.18	9.525	4.4	2.0	1.5	●	●	●		○	○
ITGF32L2001555	TGF32L200-CX1555	2.00	2.5	0.1	3.18	9.525	4.4	2.0	1.5	●	●	●		○	○
ITGF32R2501555	TGF32R250-CX1555	2.50	2.5	0.1	3.18	9.525	4.4	2.0	1.5	●	●	●		○	○
ITGF32L2501555	TGF32L250-CX1555	2.50	2.5	0.1	3.18	9.525	4.4	2.0	1.5	●	●	●		○	○


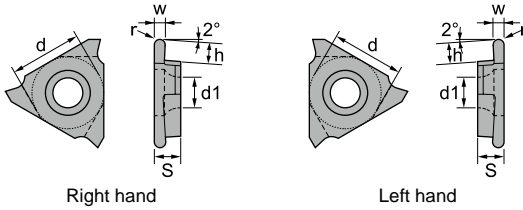
※ To choose CX10(uncoating) for **N** material machining.

Turning

Parting & Grooving

KTGF Series

Insert Specifications & Order Code



Order No.	Designation	Dimensions (mm)						Max Depth of Cut		Working Material					
		w	h	r	S	d	d1	O.D.	I.D.	P	M	K	N	S	H
ITGF32R025R1555	TGF32R025R-CX1555	0.50	1.4	0.25	3.18	9.525	4.4	1.2	0.8	●	●	●		○	○
ITGF32L025R1555	TGF32L025R-CX1555	0.50	1.4	0.25	3.18	9.525	4.4	1.2	0.8	●	●	●		○	○
ITGF32R037R1555	TGF32R037R-CX1555	0.75	2.5	0.375	3.18	9.525	4.4	2.0	1.5	●	●	●		○	○
ITGF32L037R1555	TGF32L037R-CX1555	0.75	2.5	0.375	3.18	9.525	4.4	2.0	1.5	●	●	●		○	○
ITGF32R050R1555	TGF32R050R-CX1555	1.00	2.5	0.5	3.18	9.525	4.4	2.0	1.5	●	●	●		○	○
ITGF32L050R1555	TGF32L050R-CX1555	1.00	2.5	0.5	3.18	9.525	4.4	2.0	1.5	●	●	●		○	○
ITGF32R062R1555	TGF32R062R-CX1555	1.25	2.5	0.625	3.18	9.525	4.4	2.0	1.5	●	●	●		○	○
ITGF32L062R1555	TGF32L062R-CX1555	1.25	2.5	0.625	3.18	9.525	4.4	2.0	1.5	●	●	●		○	○
ITGF32R075R1555	TGF32R075R-CX1555	1.50	2.5	0.75	3.18	9.525	4.4	2.0	1.5	●	●	●		○	○
ITGF32L075R1555	TGF32L075R-CX1555	1.50	2.5	0.75	3.18	9.525	4.4	2.0	1.5	●	●	●		○	○

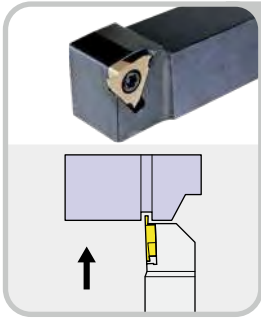
※ To choose CX10(uncoating) for **N** material machining.

Recommended Cutting Conditions

Working Material	Vc (m/min)	fr (mm/rev)
Carbon Steel / Alloy Steel	50 ~ 200	0.02 ~ 0.10
Stainless Steel	50 ~ 200	0.02 ~ 0.10
Cast Iron	50 ~ 200	0.02 ~ 0.10
Aluminum Alloy	200 ~ 300	0.05 ~ 0.15
High Temperature Alloy	80 ~ 120	0.03 ~ 0.07
Hardened Steel	80 ~ 120	0.03 ~ 0.07

KTGF Series - External Grooving Tool Holders

Tool Holder Specifications



KTGF

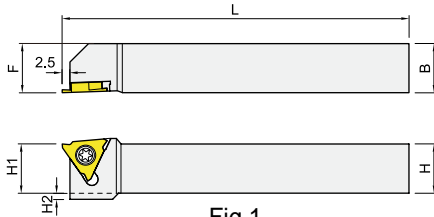


Fig 1

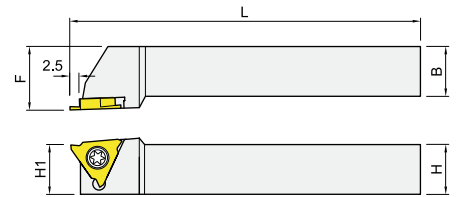
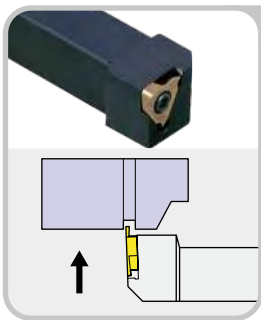


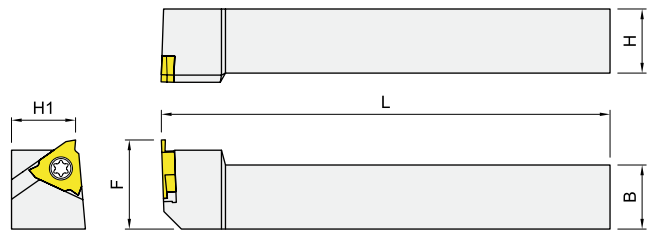
Fig 2

Right-hand shown

Order No.	Dimensions (mm)					Insert	Screw	Wrench	Fig
	H(H1)	B	L	H2	F				
IKTGF ^{R/L} 1010K16F	10	10	125	4	10	TGF32R or TGF32L	IMS4009A	ITK15	1
IKTGFR1012K16F	10	12	125	2	12		IMS4011A		
IKTGF ^{R/L} 1212K16F	12	12	125	2	12				
IKTGF ^{R/L} 1616K16F	16	16	125	-	16	TGF32R	IMS4011A		ITK15
IKTGFR2020K16F	20	20	125	-	20				
IKTGF ^{R/L} 1616K16	16	16	125	-	20	TGF32R or TGF32L	IMS4011A	ITK15	2
IKTGF ^{R/L} 2020K16	20	20	125	-	25				
IKTGF ^{R/L} 2525M16	25	25	150	-	32				



KTGFS



Left-hand shown

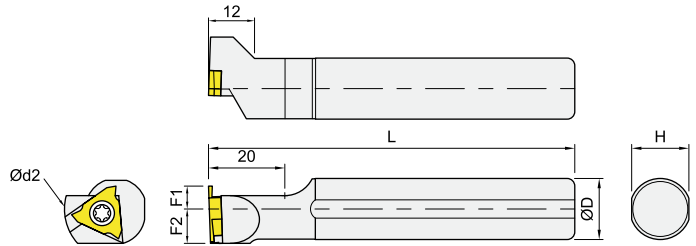
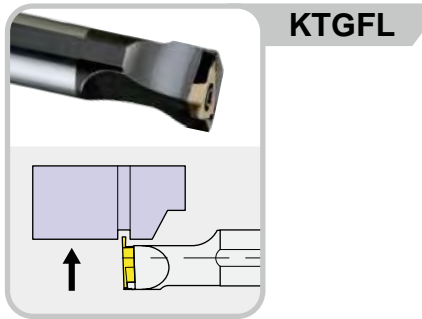
Order No.	Dimensions (mm)				Insert	Screw	Wrench
	H(H1)	B	L	F			
IKTGFSL1616K16	16	16	125	22	TGF32R	IMS4009A	ITK15
IKTGFSL2020K16	20	20	125	26			

Turning



Parting & Grooving

KTGF Series - External Grooving Tool Holders

Tool Holder Specifications



Left-hand shown

Order No.	Dimensions (mm)						Insert	Screw 	Wrench 
	D	L	H	F1	F2	d2			
IS16HKTGF16	16	100	15	6	9	27	TGF32R	IMS4009A	ITK15